



## Electronically Controlled High - Efficiency Pumps



*For heating, air conditioning, cooling  
and domestic water*



**EFAFLU**  
Bombas e Ventiladores



## INDEX

WHAT IS ErP REGULATION	PAGE 3
ABBREVIATIONS AND THEIR MEANINGS	PAGE 4
HIGH-EFFICIENCY SCREW PUMPS	
<b>CDT</b>	FROM PAGE 5
<b>CDT Smart</b>	FROM PAGE 11
HIGH-EFFICIENCY PUMP FLANGE	
<b>CFT Smart</b>	FROM PAGE 19
<b>CFT Max</b>	PAGE 27
<b>CFT</b>	FROM PAGE 29
<b>CFT Lan</b>	FROM PAGE 39



## **REGULATION ErP** **WE ARE READY TO START** WITH HIGH-EFFICIENCY PUMPS AND AFFORDABLE PRICES

ErP Regulation (Energy related Products) translates as energy-relevant products. The objective of this Regulation, 2009 125 EC is to reduce energy consumption in accordance with the environmental requirements and it is being introduced in the EU in the field of circulation pumps in 2013. In the course of the next seven years the Regulation will be put in practice in the following three steps:

- The first step from 01/01/2013 for the energy index up to (max.) 0.27
- The second step from 01/08 in 2015 for the energy index up to (max.) 0.23
- The third step from 01/01/2020 for the energy index up to (max.) 0.23 – including the pumps, which are being replaced in HVAC systems



The EFAFLU Pumps meet environmental requirements in accordance to ErP Regulation with high-efficiency pumps with affordable prices.

### EXPLANATION OF **EFAFLU** PUMPS NAME TAG

**CDT Smart** 25/60 -180

**CDT** Model name

**Smart** series

**25** nominal size

**60** maximum pressure of 60

**180** installation length

# ABBREVIATIONS & THEIR MEANING

1 ~	Single-phase electric current
3 ~	3 phase electric current
DIN	Deutsches Institut für Normung
DN	nominal size of the connector
$\Delta p$	pressure difference
$\Delta p$ -prop	proportional pressure difference
$\Delta p$ -c	constant pressure difference
$\Delta p$ -v	variable differential pressure
ECM- Technologie	BLD C synchronic motor with permanent magnets
EEI	energy class
ErP	ERP Regulation Energy related Products translated as energy corresponding products. The objective of this Regulation, 2009 125 EC is to reduce energy consumption. According to the environmental requirements of EuP 2005 32 EC
H	Pressure in meters
IP	Motor driven protection devices against environmental influences
ISO	EU standards
Modbus	The standard communication protocol
CDT/CFT	New motor technology
-C	New motor technology electronically, controlled circulation pump with communication module
CFDT	New motor technology electronically, controlled circulation pump in a double execution
CST/CSFT	New motor technology High-efficiency circulating pump for domestic hot water
CDT ER	New motor technology electronically controlled circulation pump with analog signal 0 - 10V
PN	Nominal pressure in bars
Q	Flow rate in cubic meters.
VDI-Guidelines	The flow in cubic meters per hour



## ECO HIGH-EFFICIENCY REGULATED

**CDT**

## THREADED PUMPS CDT -/40

### PERFORMANCE

High efficiency ECM motor series pumps with canned motor and permanent magnets. Variable pressure control and constant speed. For use in water system according to requirements of VDI 2035.

### APPLICATIONS FOR

All heating systems, air condition systems, closed loop cooling systems and industrial circulatory systems.

The implementation bronze casing (CST) for the usage in drinking water circulation systems.

### OPERATION

$\Delta p$ -Proportional pressure control

After selecting level pump recognizes the lowest resistance of the system and automatically adjusts its own strain.

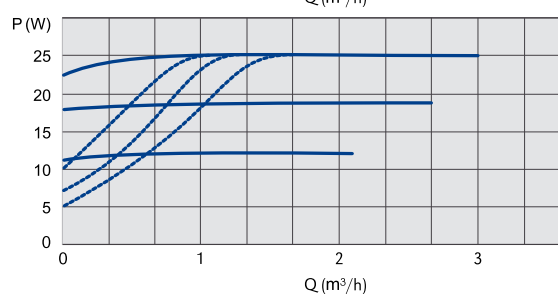
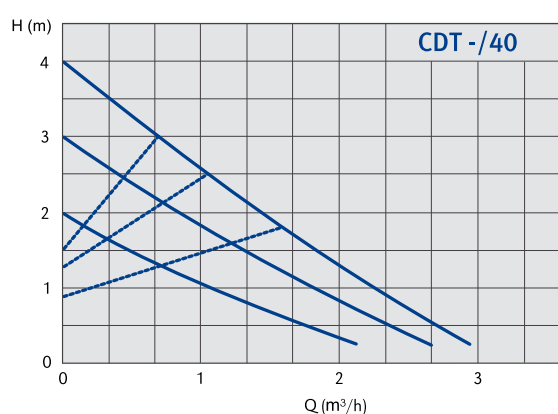
$\Delta p$ -Constant speed

After selection pump works in three different speeds

### PRODUCT DESCRIPTION

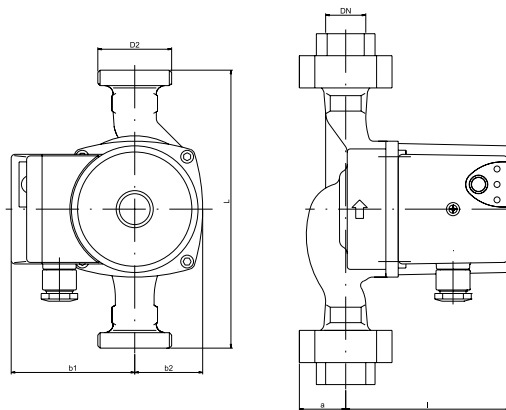
- High efficiency ECM technology
- Energy savings
- Proportional pressure control
- Constant speed
- Easy handling and installation
- Robust and compact construction for long life
- Automatic venting
- Low noise operation
- Single body, which allows a variety of mounting positions
- The possibility of an analog input signal 0-10 V

Pump component	Material
Housing	Cast iron
Impeller	Polyamid
Shaft	Ceramics
Rotor can	Ceramics
Ventricular wall	Stainless steel
Rotor can	Stainless steel



CDT	Pipe connection	DN	Fitting length	N. Pressure	Weight
CDT 15/40-130	Rp 1/2	15	130 mm	PN 10 bar	1,9 kg
CDT 20/40-130	Rp 3/4	20	130 mm	PN 10 bar	2,0 kg
CDT 25/40-130	Rp 1	25	130 mm	PN 10 bar	2,1 kg
CDT 20/40-180	Rp 3/4	20	180 mm	PN 10 bar	2,3 kg
CDT 25/40-180	Rp 1	25	180 mm	PN 10 bar	2,4 kg
CDT 32/40-180	Rp 1 1/4	32	180 mm	PN 10 bar	2,5 kg
CST 20/40-130	Rp 3/4	20	130 mm	PN 10 bar	2,1 kg
CST 25/40-130	Rp 1	25	130 mm	PN 10 bar	2,2 kg
CDT ER 15/40-130	Rp 1/2	15	130 mm	PN 10 bar	1,9 kg
CDT ER 20/40-130	Rp 3/4	20	130 mm	PN 10 bar	2,0 kg
CDT ER 25/40-130	Rp 1	25	130 mm	PN 10 bar	2,1 kg
CDT ER 20/40-180	Rp 3/4	20	180 mm	PN 10 bar	2,3 kg
CDT ER 25/40-180	Rp 1	25	180 mm	PN 10 bar	2,4 kg
CDT ER 32/40-180	Rp 1 1/4	32	180 mm	PN 10 bar	2,5 kg

Dimensions	L	DN	D2	b1	b2	l	a
CDT 40	130/180	15/20/25/32	1 1/4"/5/4"/6/4"/2"	80	48	108	27/29/32



## TECHNICAL DATA

Flow Q up to 2,6 m<sup>3</sup>/h  
 Pressure H up to 4 m  
 Power 5 - 25 Watt  
 Nominal pressure 10 bar

### Permissible mediums

- Water, mixed with glycol, parameters must be checked in the mixture of water with over 20% of glycol
- Pure non-explosive liquid media free from mineral oils and without solid particles

### Permissible temperature range

- Medium temperature from +5 °C to +95 °C with max. surroundings temperature up to +40 °C

### Minimum inlet pressure

0,05 bar < 75 °C Temperature of medium  
 0,28 bar < 90 °C Temperature of medium

### Electrical connection

Voltage 1 ~ 230 V, 50/60 Hz

### Motor/Electronics

- Motor with permanent magnets
- The energy index EEI ≤ 0,20
- Built-in motor protection
- Control Δp or constant speed
- Degree of protection: IP 44
- Insulation class F
- Optional analog input signal 0 - 10 V



## ECO HIGH-EFFICIENCY REGULATED

**CDT**

## THREADED PUMPS CDT -/60

### PERFORMANCE

High efficiency ECM motor series pumps with canned motor and permanent magnets. Variable pressure control and constant speed. For use in water system according to requirements of VDI 2035.

### APPLICATIONS FOR

All heating systems, air condition systems, closed loop cooling systems and industrial circulatory systems.

The implementation bronze casing (CST) for the usage in drinking water circulation systems.

### OPERATION

$\Delta p$ -Proportional pressure control

After selecting level pump recognizes the lowest resistance of the system and automatically adjusts its own strain.

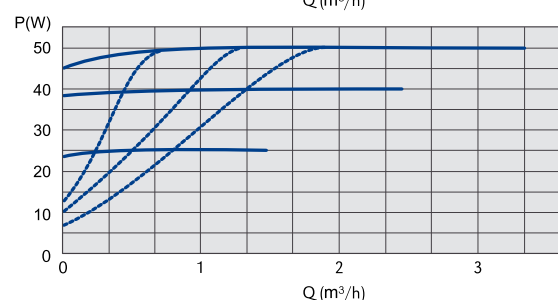
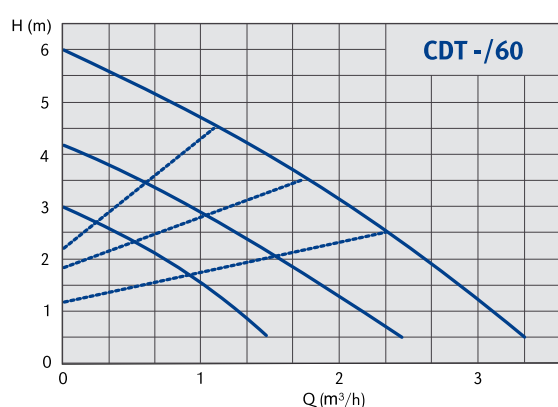
$\Delta p$ -Constant speed

After selection pump works in three different speeds

### PRODUCT DESCRIPTION

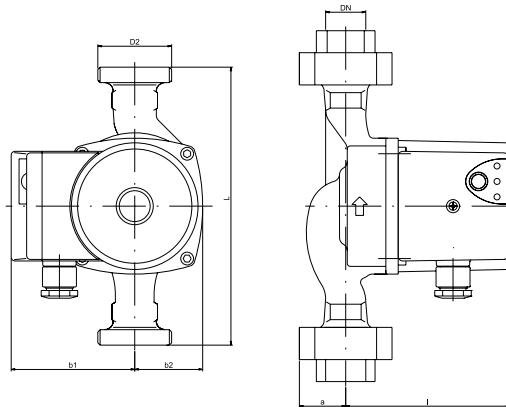
- High efficiency ECM technology
- Energy savings
- Proportional pressure control
- Constant speed
- Easy handling and installation
- Robust and compact construction for long life
- Automatic venting
- Low noise operation
- Single body, which allows a variety of mounting positions
- The possibility of an analog input signal 0-10 V

Pump component	Material
Housing	Cast iron
Impeller	Polyamid
Shaft	Ceramics
Bearings	Ceramics
Ventricular wall	Stainless steel
Rotor can	Stainless steel



CDT	Pipe connection	DN	Fitting length	N. Pressure	Weight
CDT 15/60-130	Rp 1/2	15	130 mm	PN 10 bar	1,9 kg
CDT 20/60-130	Rp 3/4	20	130 mm	PN 10 bar	2,0 kg
CDT 25/60-130	Rp 1	25	130 mm	PN 10 bar	2,1 kg
CDT 20/60-180	Rp 3/4	20	180 mm	PN 10 bar	2,3 kg
CDT 25/60-180	Rp 1	25	180 mm	PN 10 bar	2,4 kg
CDT 32/60-180	Rp 1 1/4	32	180 mm	PN 10 bar	2,5 kg
CST 20/60-130	Rp 3/4	20	130 mm	PN 10 bar	2,1 kg
CST 25/60-130	Rp 1	25	130 mm	PN 10 bar	2,2 kg
CDT ER 15/60-130	Rp 1/2	15	130 mm	PN 10 bar	1,9 kg
CDT ER 20/60-130	Rp 3/4	20	130 mm	PN 10 bar	2,0 kg
CDT ER 25/60-130	Rp 1	25	130 mm	PN 10 bar	2,1 kg
CDT ER 20/60-180	Rp 3/4	20	180 mm	PN 10 bar	2,3 kg
CDT ER 25/60-180	Rp 1	25	180 mm	PN 10 bar	2,4 kg
CDT ER 32/60-180	Rp 1 1/4	32	180 mm	PN 10 bar	2,5 kg

Dimensions	L	DN	D2	b1	b2	l	a
CDT 60	130/180	15/20/25/32	1"/5/4"/6/4"/2"	80	48	108	27/29/32



## TECHNICAL DATA

Flow Q up to 3,7 m<sup>3</sup>/h  
 Pressure H up to 6 m  
 Power 7 - 50 Watt  
 Nominal pressure 10 bar

### Permissible mediums

- Water, mixed with glycol, parameters must be checked in the mixture of water with over 20% of glycol
- Pure non-explosive liquid media free from mineral oils and without solid particles

### Permissible temperature range

- Medium temperature from +5 °C to +95 °C with max. surroundings temperature up to +40 °C

### Minimum inlet pressure

0,05 bar < 75 °C Temperature of medium  
 0,28 bar < 90 °C Temperature of medium

### Electrical connection

Voltage 1 ~ 230 V, 50/60 Hz

### Motor/Electronics

- Motor with permanent magnets
- The energy index EEI ≤ 0,22
- Built-in motor protection
- Control Δp or constant speed
- Degree of protection: IP 44
- Insulation class F
- Optional analog input signal 0 - 10 V





## ECO HIGH-EFFICIENCY REGULATED

**CDT**

## THREADED PUMPS CDT -/80

### PERFORMANCE

High efficiency ECM motor series pumps with canned motor and permanent magnets. Variable pressure control and constant speed. For use in water system according to requirements of VDI 2035.

### APPLICATIONS FOR

All heating systems, air condition systems, closed loop cooling systems and industrial circulatory systems.

The implementation bronze casing (CST) for the usage in drinking water circulation systems.

### OPERATION

$\Delta p$ -Proportional pressure control

After selecting level pump recognizes the lowest resistance of the system and automatically adjusts its own strain.

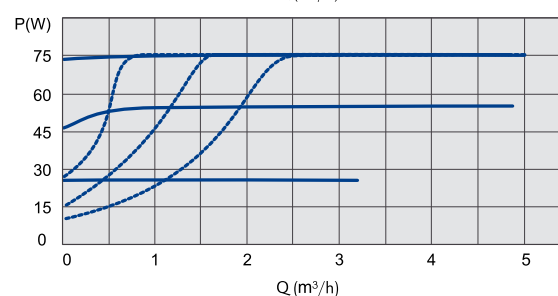
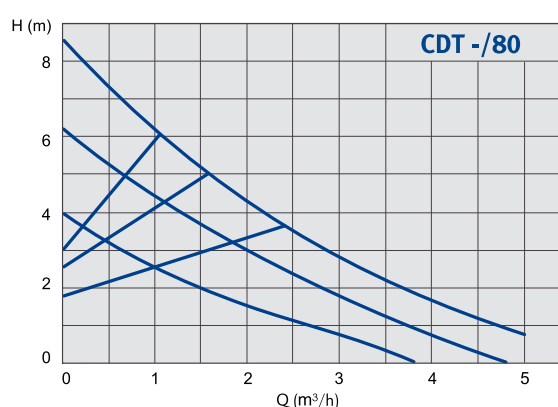
$\Delta p$ -Constant speed

After selection pump works in three different speeds

### PRODUCT DESCRIPTION

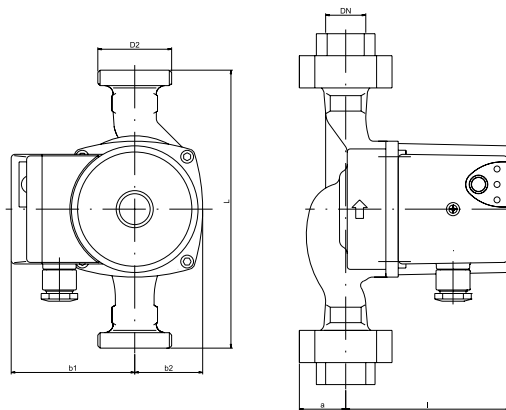
- High efficiency ECM technology
- Energy savings
- Proportional pressure control
- Constant speed
- Easy handling and installation
- Robust and compact construction for long life
- Automatic venting
- Low noise operation
- Single body, which allows a variety of mounting positions
- The possibility of an analog input signal 0-10 V

Pump component	Material
Housing	Cast iron
Impeller	Polyamid
Shaft	Ceramics
Bearings	Ceramics
Ventricular wall	Stainless steel
Rotor can	Stainless steel



CDT	Pipe connection	DN	Fitting length	N. Pressure	Weight
CDT 15/80-130	Rp ½	15	130 mm	PN 10 bar	1,9 kg
CDT 20/80-130	Rp ¾	20	130 mm	PN 10 bar	2,0 kg
CDT 25/80-130	Rp 1	25	130 mm	PN 10 bar	2,1 kg
CDT 20/80-180	Rp ¾	20	180 mm	PN 10 bar	2,3 kg
CDT 25/80-180	Rp 1	25	180 mm	PN 10 bar	2,4 kg
CDT 32/80-180	Rp 1 ¼	32	180 mm	PN 10 bar	2,5 kg
CST 20/80-130	Rp ¾	20	130 mm	PN 10 bar	2,1 kg
CST 25/80-130	Rp 1	25	130 mm	PN 10 bar	2,2 kg
CDT ER 15/80-130	Rp ½	15	130 mm	PN 10 bar	1,9 kg
CDT ER 20/80-130	Rp ¾	20	130 mm	PN 10 bar	2,0 kg
CDT ER 25/80-130	Rp 1	25	130 mm	PN 10 bar	2,1 kg
CDT ER 20/80-180	Rp ¾	20	180 mm	PN 10 bar	2,3 kg
CDT ER 25/80-180	Rp 1	25	180 mm	PN 10 bar	2,4 kg
CDT ER 32/80-180	Rp 1 ¼	32	180 mm	PN 10 bar	2,5 kg

Dimensions	L	DN	D2	b1	b2	l	a
CDT 80	130/180	15/20/25/32	1 1/4"/6/4/2"	80	48	108	27/29/32



## TECHNICAL DATA

Flow Q up to 4,5 m<sup>3</sup>/h  
 Pressure H up to 8 m  
 Power 7 - 75 Watt  
 Nominal pressure 10 bar

### Permissible mediums

- Water, mixed with glycol, parameters must be checked in the mixture of water with over 20% of glycol
- Pure non-explosive liquid media free from mineral oils and without solid particles

### Permissible temperature range

- Medium temperature from +5 °C to +95 °C with max. surroundings temperature up to +40 °C

### Minimum inlet pressure

0,05 bar < 75 °C Temperature of medium  
 0,28 bar < 90 °C Temperature of medium

### Electrical connection

Voltage 1 ~ 230 V, 50/60 Hz

### Motor/Electronics

- Motor with permanent magnets
- The energy index EEI ≤ 0,24
- Built-in motor protection
- Control Δp or constant speed
- Degree of protection: IP 44
- Insulation class F
- Optional analog input signal 0 - 10 V


**NEW!**

# HIGH-EFFICIENCY REGULATED THREADED PUMPS CDT SMART 40

**SMART**

## PERFORMANCE

High efficiency ECM motor series pumps with canned motor and permanent magnets. Variable and constant pressure control through display. For use in water system according to requirements of VDI 2035.

## APPLICATIONS

All heating systems, air condition systems, closed loop cooling systems and industrial circulatory systems.

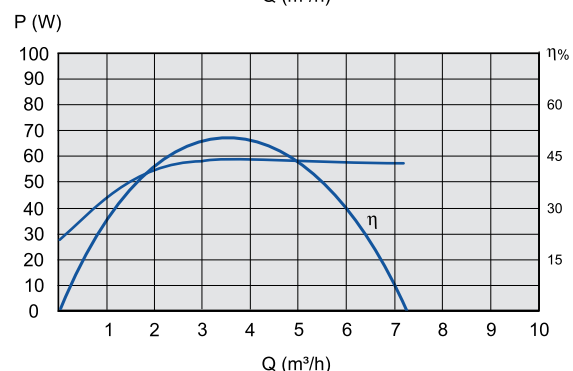
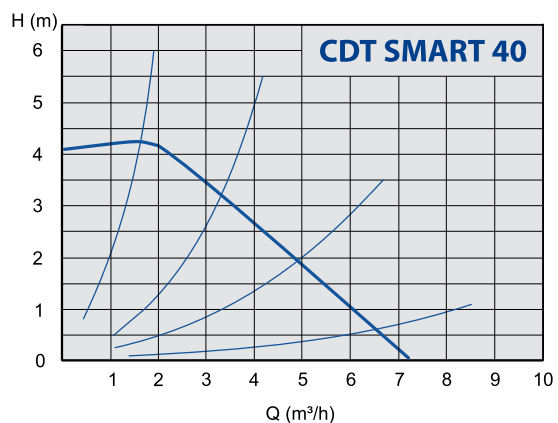
## OPERATION

- Auto mode (default)
- Proportional pressure control
- Constant pressure control
- Constant speed
- Night mode

## PRODUCT DESCRIPTION

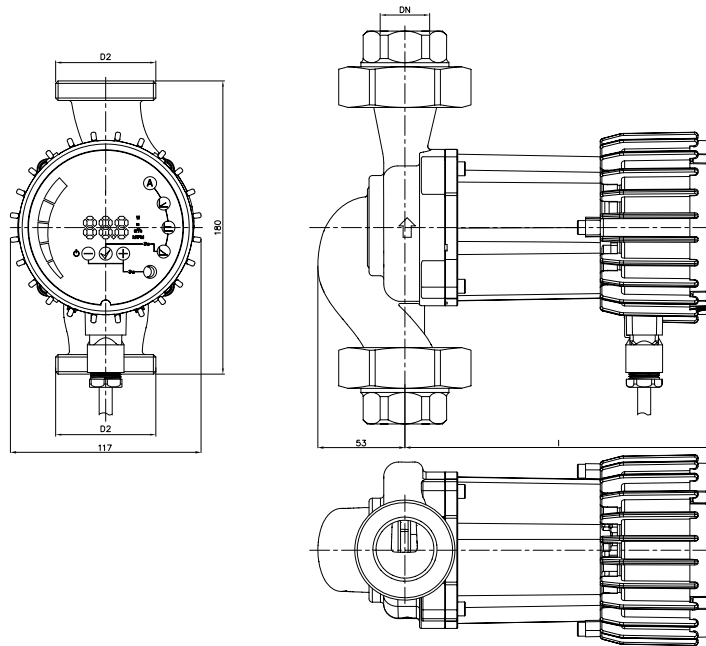
- High efficiency ECM technology
- Energy savings
- LED Display for control
- Easy handling and installation
- Plug & Play
- Robust and compact construction for long life
- Automatic venting
- Low noise operation
- Possibility of communication module C that offers the following connections options: Modbus/Ethernet/0-10V/Relay Output/digital input and output

Pump component	Material
Housing	Cast iron
Impeller	PES
Shaft	Stainless steel
Bearings	Graphite
Ventricular wall	Stainless steel
Rotor can	S



CDT	Pipe connection	DN	Fitting length	N. Pressure	Weight
SMART 25-40	Rp 1	25	180 mm	PN 10 bar	4 kg
SMART 32-40	Rp 1 ¼	32	180 mm	PN 10 bar	4,1 kg
SMART C 25-40	Rp 1	25	180 mm	PN 10 bar	4,2 kg
SMART C 32-40	Rp 1 ¼	32	180 mm	PN 10 bar	4,3 kg

Dimensions	L	DN	D2	I
SMART 25-40	180	25	6/4"	190
SMART 32-40	180	32	2"	190
SMART C 25-40	180	25	6/4"	222
SMART C 32-40	180	32	2"	222



## TECHNICAL DATA

Flow Q up to 7,5 m<sup>3</sup>/h  
 Pressure H up to 4 m  
 Power 7 - 60 Watt  
 Nominal pressure 10 bar

### Permissible mediums

- Water, mixed with glycol, parameters must be checked in the mixture of water with over 20% of glycol
- Pure non-explosive liquid media free from mineral oils and without solid particles

### Permissible temperature range

- Medium temperature from +2 °C to +110 °C with max. surroundings temperature up to +40 °C

### Minimum inlet pressure

0,05 bar < 75 °C Temperature of medium  
 0,28 bar < 90 °C Temperature of medium

### Electrical connection

Voltage 1 ~ 230 V, 50/60 Hz

### Motor/Electronics

- Motor with permanent magnets
- The energy index EEI ≤ 0,21
- Built-in motor protection
- 3 control modes (proportional head, constant head, constant speed)
- Degree of protection: IP 44
- Insulation class F


**NEW!**

# HIGH-EFFICIENCY REGULATED THREADED PUMPS CDT SMART 60

**SMART**

## PERFORMANCE

High efficiency ECM motor series pumps with canned motor and permanent magnets. Variable and constant pressure control through display. For use in water system according to requirements of VDI 2035.

## APPLICATIONS

All heating systems, air condition systems, closed loop cooling systems and industrial circulatory systems.

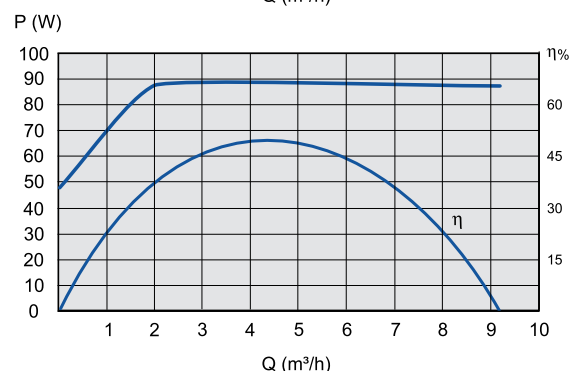
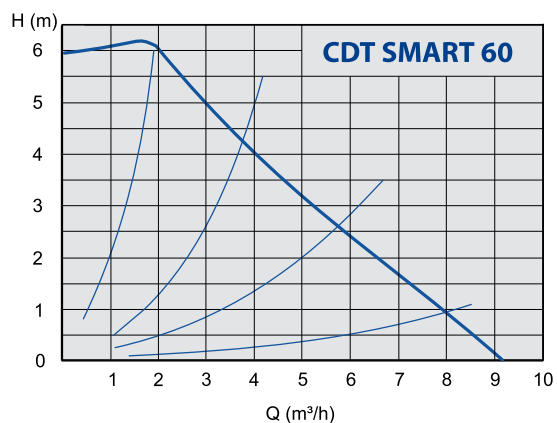
## OPERATION

- Auto mode (default)
- Proportional pressure control
- Constant pressure control
- Constant speed
- Night mode

## PRODUCT DESCRIPTION

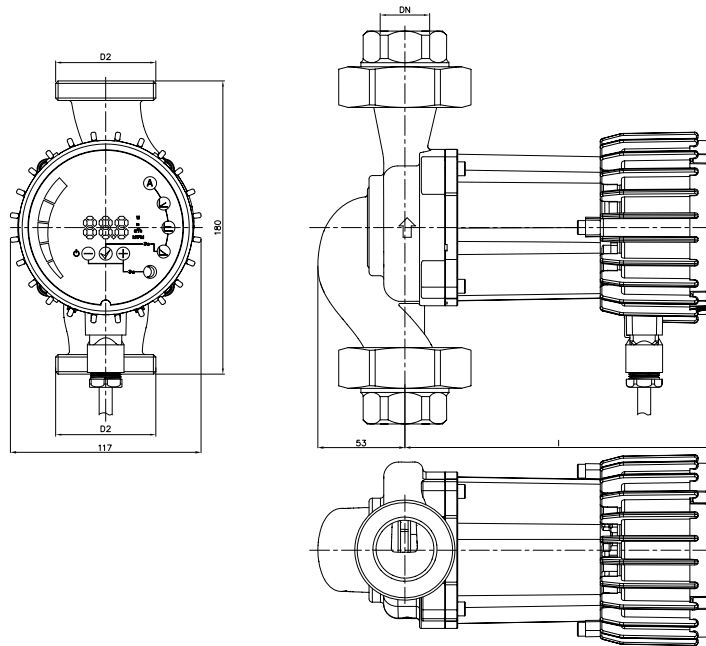
- High efficiency ECM technology
- Energy savings
- LED Display for control
- Easy handling and installation
- Plug & Play
- Robust and compact construction for long life
- Automatic venting
- Low noise operation
- Possibility of communication module C that offers the following connections options: Modbus/Ethernet/0-10V/Relay Output/digital input and output

Pump component	Material
Housing	Cast iron
Impeller	PES
Shaft	Stainless steel
Bearings	Graphite
Ventricular wall	Stainless steel
Rotor can	Stainless steel



CDT	Pipe connection	DN	Fitting length	N. Pressure	Weight
SMART 25-60	Rp 1	25	180 mm	PN 10 bar	4 kg
SMART 32-60	Rp 1 ¼	32	180 mm	PN 10 bar	4,1 kg
SMART C 25-60	Rp 1	25	180 mm	PN 10 bar	4,2 kg
SMART C 32-60	Rp 1 ¼	32	180 mm	PN 10 bar	4,3 kg

Dimensions	L	DN	D2	I
SMART 25-60	180	25	6/4"	190
SMART 32-60	180	32	2"	190
SMART C 25-60	180	25	6/4"	222
SMART C 32-60	180	32	2"	222



## TECHNICAL DATA

Flow Q up to 9 m<sup>3</sup>/h  
 Pressure H up to 6 m  
 Power 7 - 90 Watt  
 Nominal pressure 10 bar

### Permissible mediums

- Water, mixed with glycol, parameters must be checked in the mixture of water with over 20% of glycol
- Pure non-explosive liquid media free from mineral oils and without solid particles

### Permissible temperature range

- Medium temperature from +2 °C to +110 °C with max. surroundings temperature up to +40 °C

### Minimum inlet pressure

0,05 bar < 75 °C Temperature of medium  
 0,28 bar < 90 °C Temperature of medium

### Electrical connection

Voltage 1 ~ 230 V, 50/60 Hz

### Motor/Electronics

- Motor with permanent magnets
- The energy index EEI ≤ 0,21
- Built-in motor protection
- 3 control modes (proportional head, constant head, constant speed)
- Degree of protection: IP 44
- Insulation class F



# HIGH-EFFICIENCY REGULATED THREADED PUMPS CDT SMART 80

**SMART**

## PERFORMANCE

High efficiency ECM motor series pumps with canned motor and permanent magnets. Variable and constant pressure control through display. For use in water system according to requirements of VDI 2035.

## APPLICATIONS

All heating systems, air condition systems, closed loop cooling systems and industrial circulatory systems.

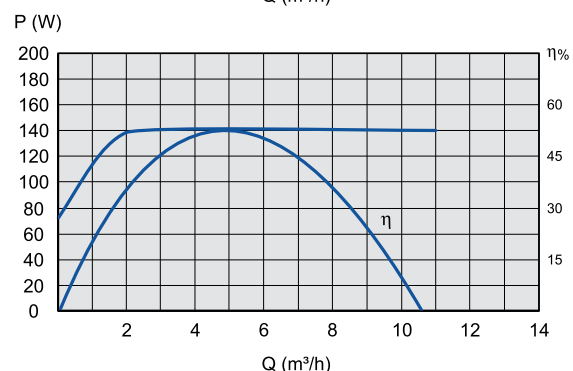
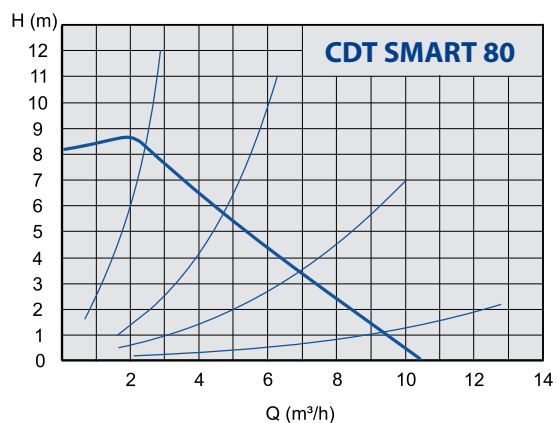
## OPERATION

- Auto mode (default)
- Proportional pressure control
- Constant pressure control
- Constant speed
- Night mode

## PRODUCT DESCRIPTION

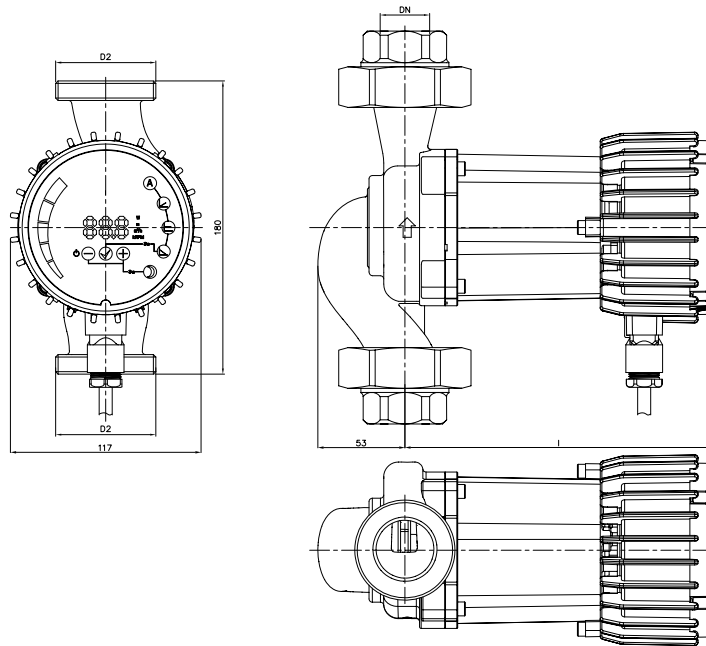
- High efficiency ECM technology
- Energy savings
- LED Display for control
- Easy handling and installation
- Plug & Play
- Robust and compact construction for long life
- Automatic venting
- Low noise operation
- Possibility of communication module C that offers the following connections options: Modbus/Ethernet/0-10V/Relay Output/digital input and output

Pump component	Material
Housing	Cast iron
Impeller	PES
Shaft	Stainless steel
Bearings	Graphite
Ventricular wall	Stainless steel
Rotor can	Stainless steel



CDT	Pipe connection	DN	Fitting length	N. Pressure	Weight
SMART 25-80	Rp 1	25	180 mm	PN 10 bar	4 kg
SMART 32-80	Rp 1 ¼	32	180 mm	PN 10 bar	4,1 kg
SMART C 25-80	Rp 1	25	180 mm	PN 10 bar	4,2 kg
SMART C 32-80	Rp 1 ¼	32	180 mm	PN 10 bar	4,3 kg

Dimensions	L	DN	D2	I
SMART 25-80	180	25	6/4"	190
SMART 32-80	180	32	2"	190
SMART C 25-80	180	25	6/4"	222
SMART C 32-80	180	32	2"	222



## TECHNICAL DATA

Flow Q up to 10 m<sup>3</sup>/h  
 Pressure H up to 8 m  
 Power 7 - 140 Watt  
 Nominal pressure 10 bar

### Permissible mediums

- Water, mixed with glycol, parameters must be checked in the mixture of water with over 20% of glycol
- Pure non-explosive liquid media free from mineral oils and without solid particles

### Permissible temperature range

- Medium temperature from +2 °C to +110 °C with max. surroundings temperature up to +40 °C

### Minimum inlet pressure

0,05 bar < 75 °C Temperature of medium  
 0,28 bar < 90 °C Temperature of medium

### Electrical connection

Voltage 1 ~ 230 V, 50/60 Hz

### Motor/Electronics

- Motor with permanent magnets
- The energy index EEI ≤ 0,21
- Built-in motor protection
- 3 control modes (proportional head, constant head, constant speed)
- Degree of protection: IP 44
- Insulation class F





# HIGH-EFFICIENCY REGULATED THREADED PUMPS CDT SMART 100

**SMART**

## PERFORMANCE

High efficiency ECM motor series pumps with canned motor and permanent magnets. Variable and constant pressure control through display. For use in water system according to requirements of VDI 2035.

## APPLICATIONS

All heating systems, air condition systems, closed loop cooling systems and industrial circulatory systems.

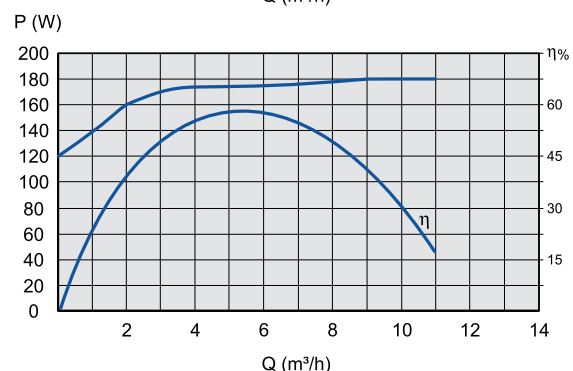
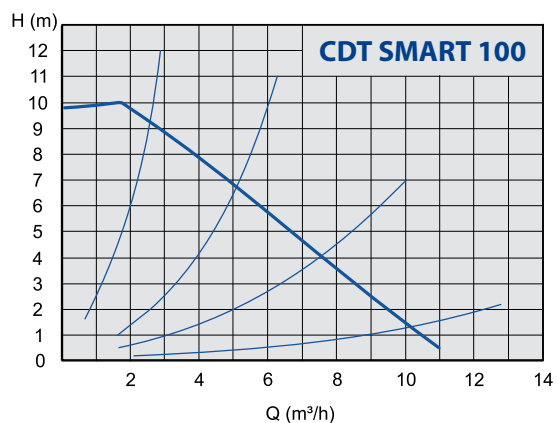
## OPERATION

- Auto mode (default)
- Proportional pressure control
- Constant pressure control
- Constant speed
- Night mode

## PRODUCT DESCRIPTION

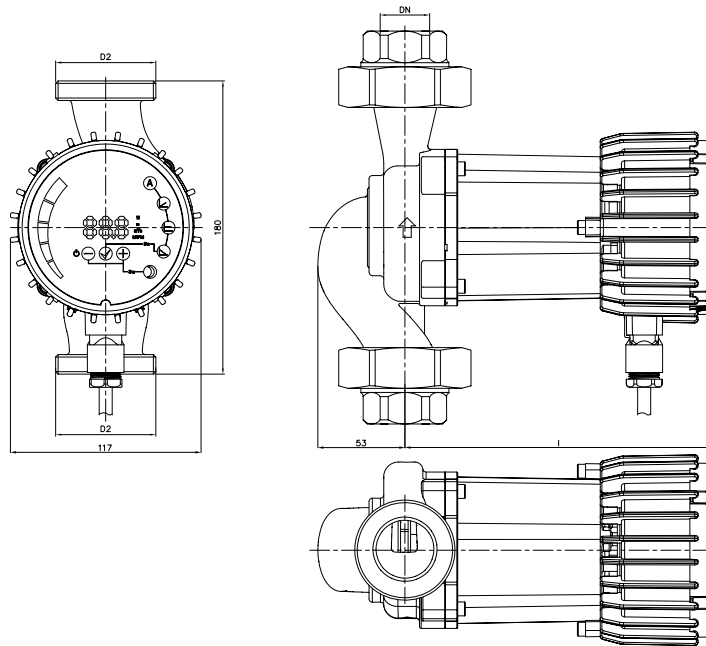
- High efficiency ECM technology
- Energy savings
- LED Display for control
- Easy handling and installation
- Plug & Play
- Robust and compact construction for long life
- Automatic venting
- Low noise operation
- Possibility of communication module C that offers the following connections options: Modbus/Ethernet/0-10V/Relay Output/digital input and output

Pump component	Material
Housing	Cast iron
Impeller	PES
Shaft	Stainless steel
Bearings	Graphite
Ventricular wall	Stainless steel
Rotor can	Stainless steel



CDT	Pipe connection	DN	Fitting length	N. Pressure	Weight
SMART 25-100	Rp 1	25	180 mm	PN 10 bar	4 kg
SMART 32-100	Rp 1 ¼	32	180 mm	PN 10 bar	4,1 kg
SMART C 25-100	Rp 1	25	180 mm	PN 10 bar	4,2 kg
SMART C 32-100	Rp 1 ¼	32	180 mm	PN 10 bar	4,3 kg

Dimensions	L	DN	D2	I
SMART 25-100	180	25	6/4"	190
SMART 32-100	180	32	2"	190
SMART C 25-100	180	25	6/4"	222
SMART C 32-100	180	32	2"	222



## TECHNICAL DATA

Flow Q up to 11 m<sup>3</sup>/h  
 Pressure H up to 10 m  
 Power 7 - 180 Watt  
 Nominal pressure 10 bar

### Permissible mediums

- Water, mixed with glycol, parameters must be checked in the mixture of water with over 20% of glycol
- Pure non-explosive liquid media free from mineral oils and without solid particles

### Permissible temperature range

- Medium temperature from +2 °C to +110 °C with max. surroundings temperature up to +40 °C

### Minimum inlet pressure

0,05 bar < 75 °C Temperature of medium  
 0,28 bar < 90 °C Temperature of medium

### Electrical connection

Voltage 1 ~ 230 V, 50/60 Hz

### Motor/Electronics

- Motor with permanent magnets
- The energy index EEI ≤ 0,21
- Built-in motor protection
- 3 control modes (proportional head, constant head, constant speed)
- Degree of protection: IP 44
- Insulation class F



## HIGH-EFFICIENCY REGULATED FLANGED PUMP CFT SMART 40

## SMART

### PERFORMANCE

High efficiency ECM motor series pumps with canned motor and permanent magnets. Variable and constant pressure control through display. For use in water system according to requirements of VDI 2035.

### APPLICATIONS

All heating systems, air condition systems, closed loop cooling systems and industrial circulatory systems.

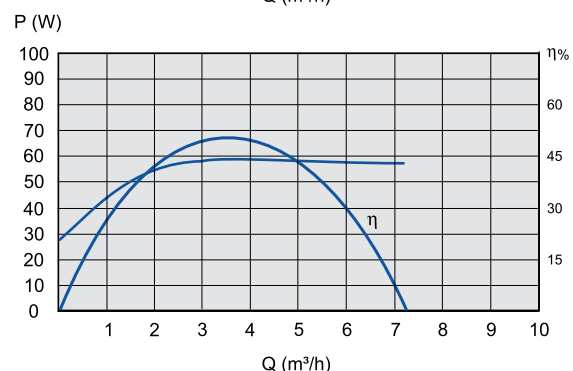
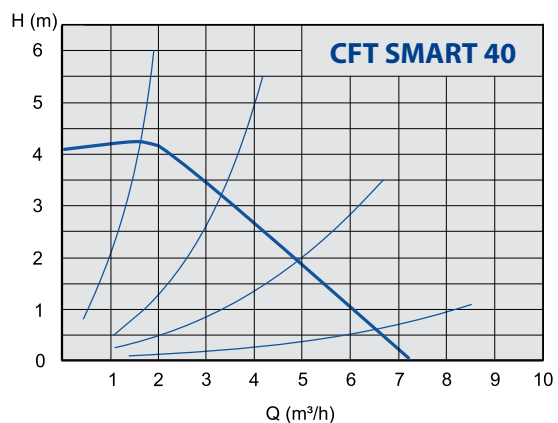
### OPERATION

- Auto mode (default)
- Proportional pressure control
- Constant pressure control
- Constant speed
- Night mode

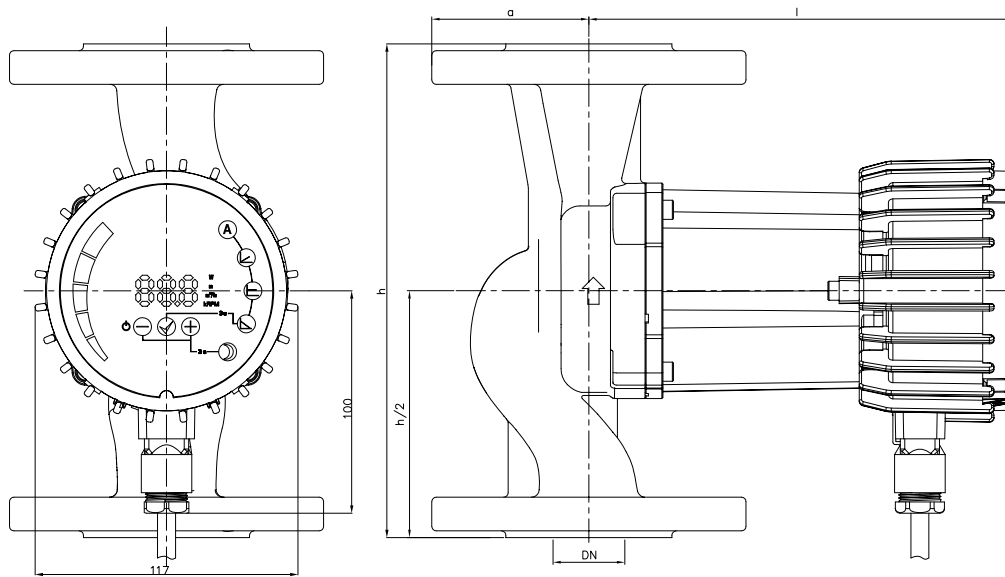
### PRODUCT DESCRIPTION

- High efficiency ECM technology
- Energy savings
- LED Display for control
- Easy handling and installation
- Plug & Play
- Robust and compact construction for long life
- Automatic venting
- Low noise operation
- Possibility of communication module C that offers the following connections options: Modbus/Ethernet/0-10V/Relay Output/digital input and output

Pump component	Material
Housing	Cast iron
Impeller	PES
Shaft	Stainless steel
Bearings	Graphite
Ventricular wall	Stainless steel
Rotor can	Stainless steel



CFT	DN	Fitting length	N. Pressure	Weight	
SMART 32-40	32	220 mm	PN 10	7,4 kg	
SMART C 32-40	32	220 mm	PN 10	7,6 kg	
Dimensions	h	DN	b1	l	a
SMART 32-40	220	32	117	190	70
SMART C 32-40	220	32	117	222	70



## TECHNICAL DATA

Flow Q up to 7,5 m<sup>3</sup>/h  
 Pressure H up to 4 m  
 Power 7 - 60 Watt  
 Nominal pressure 10 bar

### Permissible mediums

- Water, mixed with glycol, parameters must be checked in the mixture of water with over 20% of glycol
- Pure non-explosive liquid media free from mineral oils and without solid particles

### Permissible temperature range

- Medium temperature from +2 °C to +110 °C with max. surroundings temperature up to +40 °C

### Minimum inlet pressure

0,05 bar < 75 °C Temperature of medium  
 0,28 bar < 90 °C Temperature of medium

### Electrical connection

Voltage 1 ~ 230 V, 50/60 Hz

### Motor/Electronics

- Motor with permanent magnets
- The energy index EEI ≤ 0,21
- Built-in motor protection
- 3 control modes (proportional head, constant head, constant speed)
- Degree of protection: IP 44
- Insulation class F



## HIGH-EFFICIENCY REGULATED FLANGED PUMP CFT SMART 60

**SMART**

### PERFORMANCE

High efficiency ECM motor series pumps with canned motor and permanent magnets. Variable and constant pressure control through display. For use in water system according to requirements of VDI 2035.

### APPLICATIONS

All heating systems, air condition systems, closed loop cooling systems and industrial circulatory systems.

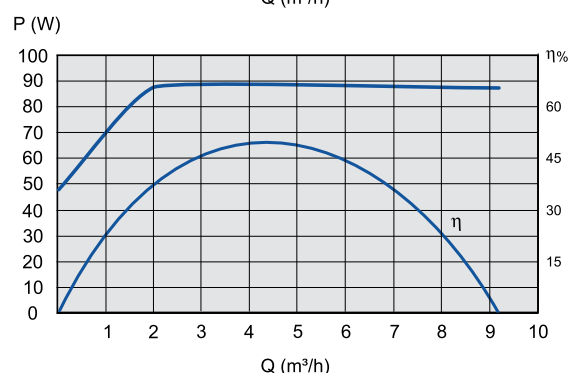
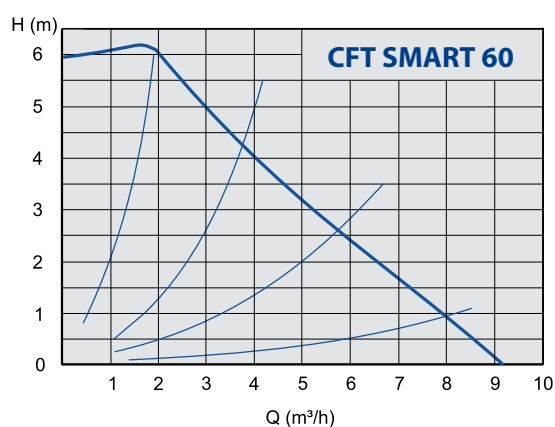
### OPERATION

- Auto mode (default)
- Proportional pressure control
- Constant pressure control
- Constant speed
- Night mode

### PRODUCT DESCRIPTION

- High efficiency ECM technology
- Energy savings
- LED Display for control
- Easy handling and installation
- Plug & Play
- Robust and compact construction for long life
- Automatic venting
- Low noise operation
- Possibility of communication module C that offers the following connections options: Modbus/Ethernet/0-10V/Relay Output/digital input and output

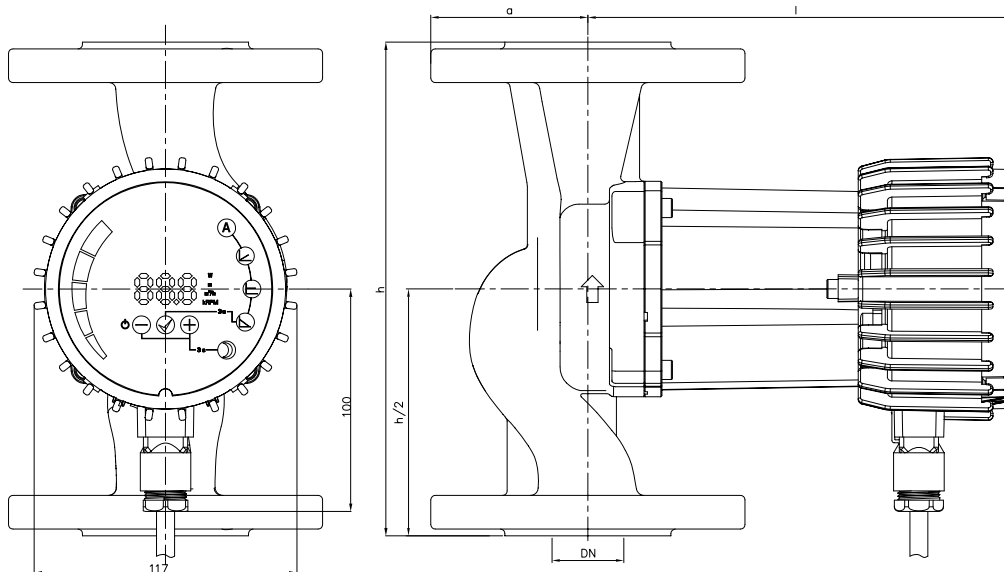
Pump component	Material
Housing	Cast iron
Impeller	PES
Shaft	Stainless steel
Bearings	Graphite
Ventricular wall	Stainless steel
Rotor can	Stainless steel



CFT	DN	Fitting length	N. Pressure	Weight
SMART 32-60	32	220 mm	PN 10	7,4 kg
SMART 40-60	40	220 mm	PN 10	8,5 kg
SMART C 32-60	32	220 mm	PN 10	7,6 kg
SMART C 40-60	40	220 mm	PN 10	8,7 kg

Dimensions	h	DN	b1	l	a
SMART 32-60	220	32	117	190	70
SMART 40-60	220	40	117	190	75
SMART C 32-60	220	32	117	222	70
SMART C 40-60	220	40	117	222	75



## TECHNICAL DATA

Flow Q up to 9 m<sup>3</sup>/h  
 Pressure H up to 6 m  
 Power 7 - 90 Watt  
 Nominal pressure 10 bar

### Permissible mediums

- Water, mixed with glycol, parameters must be checked in the mixture of water with over 20% of glycol
- Pure non-explosive liquid media free from mineral oils and without solid particles

### Permissible temperature range

- Medium temperature from +2 °C to +110 °C with max. surroundings temperature up to +40 °C

### Minimum inlet pressure

0,05 bar < 75 °C Temperature of medium  
 0,28 bar < 90 °C Temperature of medium

### Electrical connection

Voltage 1 ~ 230 V, 50/60 Hz

### Motor/Electronics

- Motor with permanent magnets
- The energy index EEI ≤ 0,21
- Built-in motor protection
- 3 control modes (proportional head, constant head, constant speed)
- Degree of protection: IP 44
- Insulation class F



# HIGH-EFFICIENCY REGULATED FLANGED PUMP CFT SMART 80

**SMART**

## PERFORMANCE

High efficiency ECM motor series pumps with canned motor and permanent magnets. Variable and constant pressure control through display. For use in water system according to requirements of VDI 2035.

## APPLICATIONS

All heating systems, air condition systems, closed loop cooling systems and industrial circulatory systems.

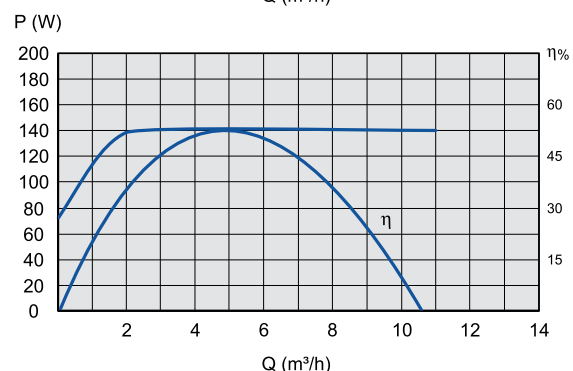
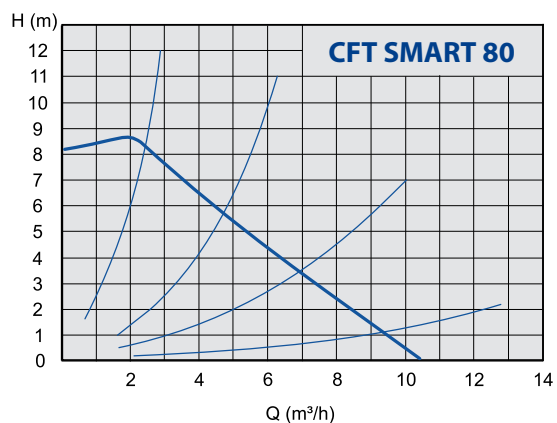
## OPERATION

- Auto mode (default)
- Proportional pressure control
- Constant pressure control
- Constant speed
- Night mode

## PRODUCT DESCRIPTION

- High efficiency ECM technology
- Energy savings
- LED Display for control
- Easy handling and installation
- Plug & Play
- Robust and compact construction for long life
- Automatic venting
- Low noise operation
- Possibility of communication module C that offers the following connections options: Modbus/Ethernet/0-10V/Relay Output/digital input and output

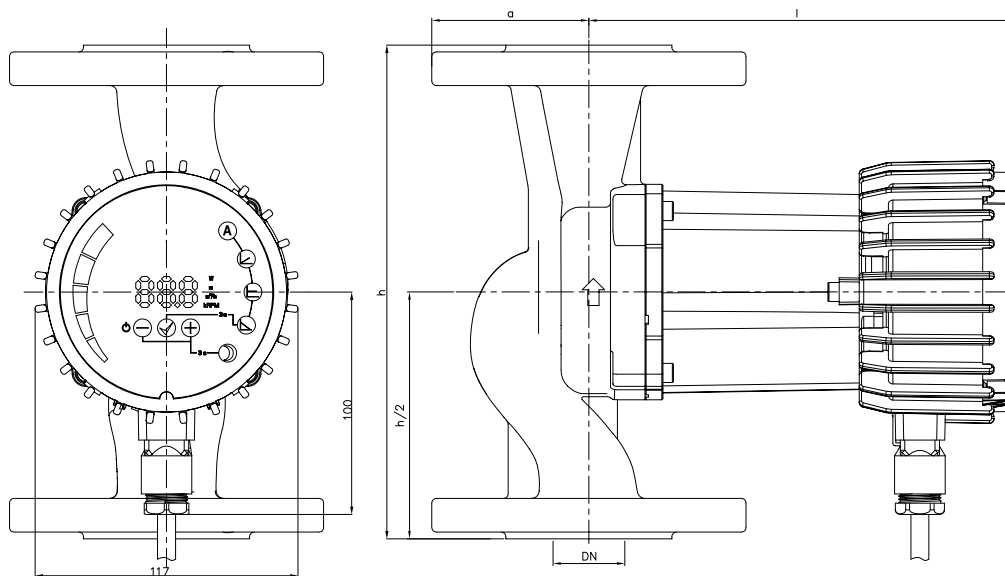
Pump component	Material
Housing	Cast iron
Impeller	PES
Shaft	Stainless steel
Bearings	Graphite
Ventricular wall	Stainless steel
Rotor can	Stainless steel



CFT	DN	Fitting length	N. Pressure	Weight
SMART 32-80	32	220 mm	PN 10	7,4 kg
SMART 40-80	40	220 mm	PN 10	8,5 kg
SMART C 32-80	32	220 mm	PN 10	7,6 kg
SMART C 40-80	40	220 mm	PN 10	8,7 kg

Dimensions	h	DN	b1	l	a
SMART 32-80	220	32	117	190	70
SMART 40-80	220	40	117	190	75
SMART C 32-80	220	32	117	222	70
SMART C 40-80	220	40	117	222	75



## TECHNICAL DATA

Flow Q up to 10 m<sup>3</sup>/h  
 Pressure H up to 8 m  
 Power 7 - 60 Watt  
 Nominal pressure 10 bar

### Permissible mediums

- Water, mixed with glycol, parameters must be checked in the mixture of water with over 20% of glycol
- Pure non-explosive liquid media free from mineral oils and without solid particles

### Permissible temperature range

- Medium temperature from +2 °C to +110 °C with max. surroundings temperature up to +40 °C

### Minimum inlet pressure

0,05 bar < 75 °C Temperature of medium  
 0,28 bar < 90 °C Temperature of medium

### Electrical connection

Voltage 1 ~ 230 V, 50/60 Hz

### Motor/Electronics

- Motor with permanent magnets
- The energy index EEI ≤ 0,21
- Built-in motor protection
- 3 control modes (proportional head, constant head, constant speed)
- Degree of protection: IP 44
- Insulation class F





# HIGH-EFFICIENCY REGULATED FLANGED PUMP CFT SMART 100

**SMART**

## PERFORMANCE

High efficiency ECM motor series pumps with canned motor and permanent magnets. Variable and constant pressure control through display. For use in water system according to requirements of VDI 2035.

## APPLICATIONS

All heating systems, air condition systems, closed loop cooling systems and industrial circulatory systems.

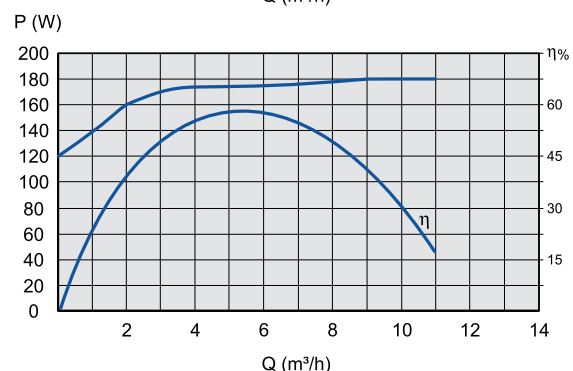
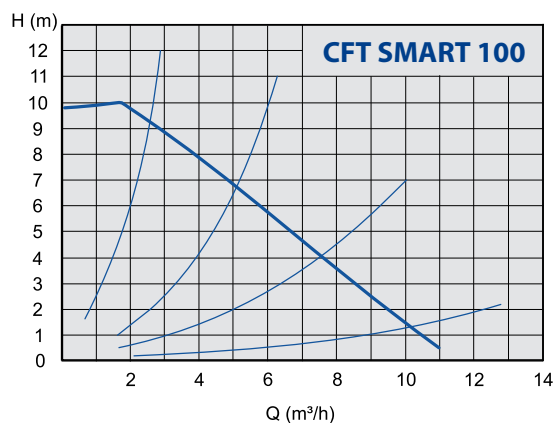
## OPERATION

- Auto mode (default)
- Proportional pressure control
- Constant pressure control
- Constant speed
- Night mode

## PRODUCT DESCRIPTION

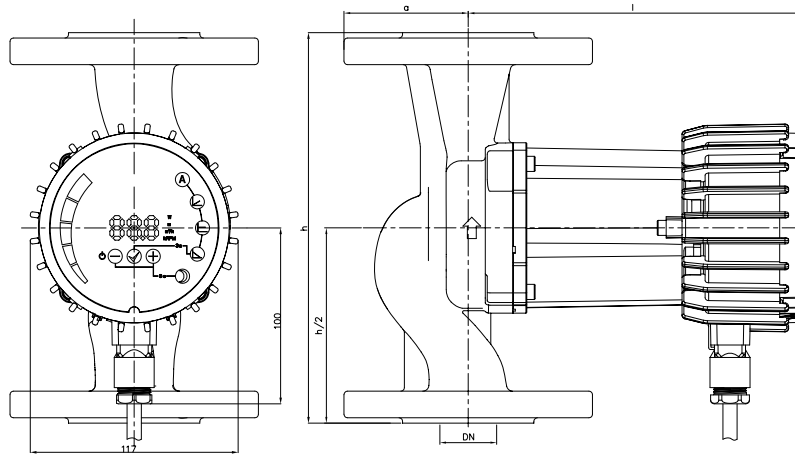
- High efficiency ECM technology
- Energy savings
- LED Display for control
- Easy handling and installation
- Plug & Play
- Robust and compact construction for long life
- Automatic venting
- Low noise operation
- Possibility of communication module C that offers the following connections options: Modbus/Ethernet/0-10V/Relay Output/digital input and output

Pump component	Material
Housing	Cast iron
Impeller	PES
Shaft	Stainless steel
Bearings	Graphite
Ventricular wall	Stainless steel
Rotor can	Stainless steel



CFT	DN	Fitting length	N. Pressure	Weight
SMART 32-100	32	220 mm	PN 10	7,4 kg
SMART 40-100	40	220 mm	PN 10	8,5 kg
SMART 50-100	50	240 mm	PN 10	9,8 kg
SMART C 32-100	32	220 mm	PN 10	7,6 kg
SMART C 40-100	40	220 mm	PN 10	8,7 kg
SMART C 50-100	50	240 mm	PN 10	10 kg

Dimensions	h	DN	b1	l	a
SMART 32-100	220	32	117	190	70
SMART 40-100	220	40	117	190	75
SMART 50-100	240	50	117	190	82,5
SMART C 32-100	220	32	117	222	70
SMART C 40-100	220	40	117	222	75
SMART C 50-100	240	50	117	222	82,5



## TECHNICAL DATA

Flow Q up to 11 m<sup>3</sup>/h  
 Pressure H up to 10 m  
 Power 7 - 180 Watt  
 Nominal pressure 10 bar

### Permissible mediums

- Water, mixed with glycol, parameters must be checked in the mixture of water with over 20% of glycol
- Pure non-explosive liquid media free from mineral oils and without solid particles

### Permissible temperature range

- Medium temperature from +2 °C to +110 °C with max. surroundings temperature up to +40 °C

### Minimum inlet pressure

0,05 bar < 75 °C Temperature of medium  
 0,28 bar < 90 °C Temperature of medium

### Electrical connection

Voltage 1 ~ 230 V, 50/60 Hz

### Motor/Electronics

- Motor with permanent magnets
- The energy index EEI ≤ 0,21
- Built-in motor protection
- 3 control modes (proportional head, constant head, constant speed)
- Degree of protection: IP 44
- Insulation class F



## HIGH-EFFICIENCY REGULATED FLANGED PUMP CFT MAX 120

**MAX**

### PERFORMANCE

High efficiency ECM motor series pumps with canned motor and permanent magnets. Variable and constant pressure control through display. For use in water system according to requirements of VDI 2035.

### APPLICATIONS

All heating systems, air condition systems, closed loop cooling systems and industrial circulatory systems.

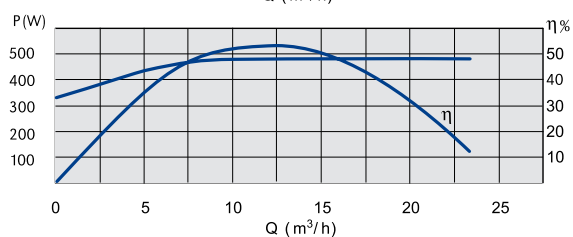
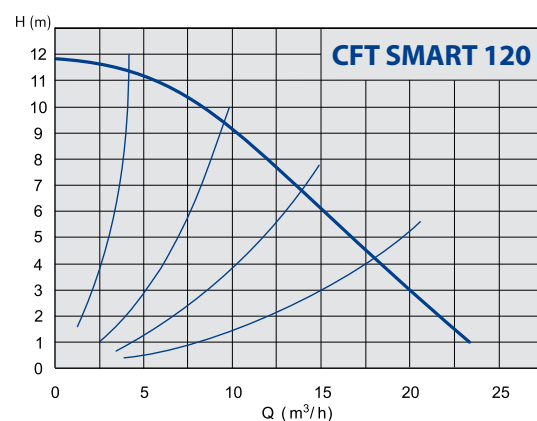
### OPERATION

- Auto mode (default)
- Proportional pressure control
- Constant pressure control
- Constant speed
- Night mode

### PRODUCT DESCRIPTION

- High efficiency ECM technology
- Energy savings
- LED Display for control
- Easy handling and installation
- Plug & Play
- Robust and compact construction for long life
- Automatic venting
- Low noise operation
- Possibility of communication module C that offers the following connections options: Modbus/Ethernet/0-10V/Relay Output/digital input and output

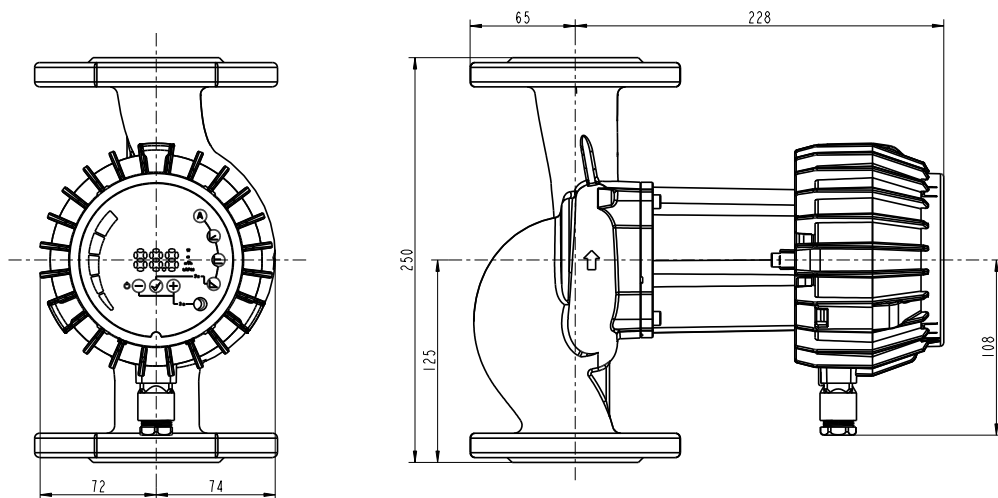
Pump component	Material
Housing	Cast iron
Impeller	PES
Shaft	Stainless steel
Bearings	Graphite
Ventricular wall	Stainless steel
Rotor can	Stainless steel



CFT	DN	Fitting length	N. Pressure	Weight
CFT MAX 40 - 120	40	250 mm	PN 10	9,0 kg
CFT MAX C 40 - 120	40	250 mm	PN 10	9,4 kg

Dimensions	h	DN	b1	l	a
CFT MAX 40 - 120	250	40	146	228	65
CFT MAX C 40 - 120	250	40	146	260	65



## TECHNICAL DATA

Flow Q up to 23 m<sup>3</sup>/h  
 Pressure H up to 12 m  
 Power 25 - 480 Watt  
 Nominal pressure PN 6/10 bar

### Permissible mediums

- Water, mixed with glycol, parameters must be checked in the mixture of water with over 20% of glycol
- Pure non-explosive liquid media free from mineral oils and without solid particles

### Permissible temperature range

- Medium temperature from +2 °C to +110 °C with max. surroundings temperature up to +40 °C

### Minimum inlet pressure

0,05 bar < 75 °C Temperature of medium  
 0,28 bar < 90 °C Temperature of medium

### Electrical connection

Voltage 1 ~ 230 V, 50/60 Hz

### Motor/Electronics

- Motor with permanent magnets
- The energy index EEI ≤ 0,21
- Built-in motor protection
- Degree of protection: IP 44
- Insulation class F



## HIGH-EFFICIENCY REGULATED FLANGED PUMP CFT 40

**CFT**

### PERFORMANCE

High efficiency ECM motor series pumps with canned motor and permanent magnets. Variable and constant pressure control through Ethernet connection. For use in water system according to requirements of VDI 2035.

### APPLICATIONS

Heating system, air condition systems, closed loop cooling system and industrial circulatory systems. With bronze casting - CSFT for use in drinking water circulation systems.

### OPERATION

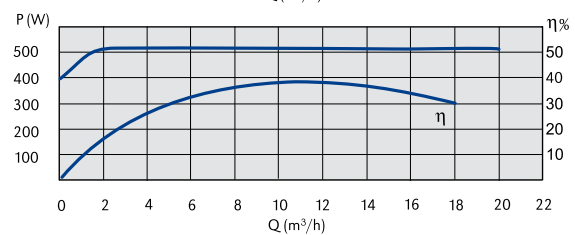
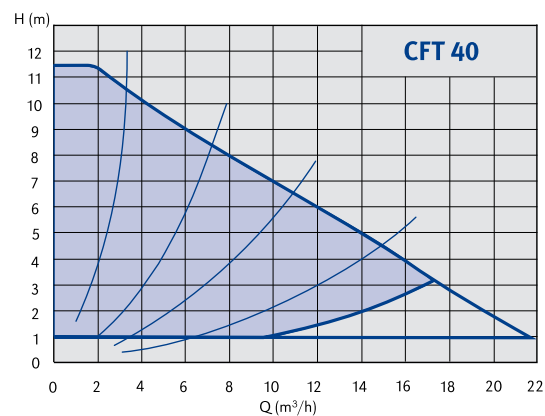
$\Delta p$ -Proportional pressure control

The pump proportionally adjust the pressure, according to system resistance. Guaranteeing minimal power and energy consumptions.

### PRODUCT DESCRIPTION

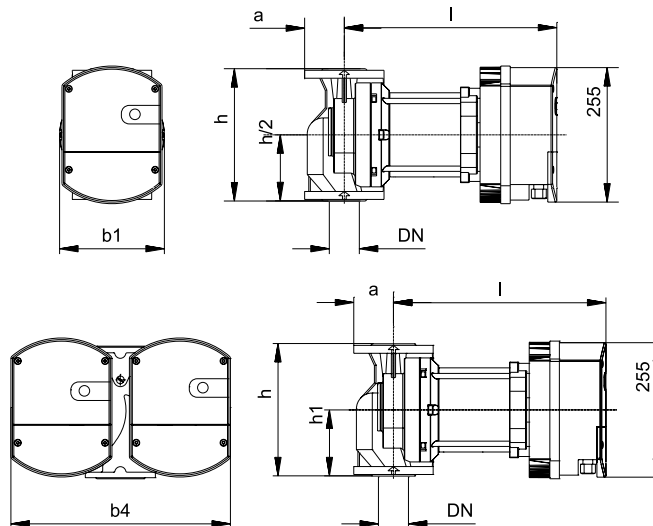
- Efficiency ECM technology
- Energy savings
- Easy handling and installation
- Robust and compact construction for long life
- Automatic venting
- Silent operation
- Twin pump option

Pump component	Material
Housing	Cast iron
Impeller	Stainless steel
Shaft	Stainless steel
Bearings	Graphite
Separating bush	Stainless steel
Rotor can	Stainless steel



CFT	DN	Fitting length	N. Pressure	Weight
CFT 40	40	250 mm	PN 6/10 bar	24 kg
CFDT 40	40	250 mm	PN 6/10 bar	47 kg
CSFT 40	40	250 mm	PN 6/10 bar	26 kg

Dimensions	h	DN	b1	b4	l	a
CFT 40	250	40	189		321	65
CFDT 40	250	40		403	321	65
CSFT 40	250	40	189		321	65



## TECHNICAL DATA

Flow Q up to 25 m<sup>3</sup>/h  
 Pressure H up to 13 m  
 Power 20 - 500 Watt  
 Nominal pressure 6/10 bar

### Permissible mediums

- Water, mixed with glycol, parameters must be checked in the mixture of water with over 20% of glycol
- Pure non-explosive liquid media free from mineral oils and without solid particles

### Permissible temperature range

- Medium temperature from -10 °C to +110 °C with max. surroundings temperature up to +40 °C

### Minimum inlet pressure

0,5 bar < 50°C Temperature of medium  
 0,8 bar < 80°C Temperature of medium  
 1,4 bar < 110°C Temperature of medium

### Electrical connection

Voltage 1 ~ 230 V, 50/60 Hz

### Motor/Electronics

- Motor with permanent magnets
- The energy index EEI ≤ 0,27
- Built-in motor protection
- Methods of control:
  - Current control (limit current)
  - Power control (limit power)
  - Constant pressure control ( $\Delta p$ -c)
  - Proportional pressure control ( $\Delta p$ -v)
  - Option settings QH curve at fixed speeds
  - Constant speed
- Degree of protection: IP 44
- Insulation class H



## HIGH-EFFICIENCY REGULATED FLANGED PUMP CFT 50

**CFT**

### PERFORMANCE

High efficiency ECM motor series pumps with canned motor and permanent magnets. Variable and constant pressure control through Ethernet connection. For use in water system according to requirements of VDI 2035.

### APPLICATIONS

Heating system, air condition systems, closed loop cooling system and industrial circulatory systems. With bronze casting - CSFT, for use in drinking water circulation systems.

### OPERATION

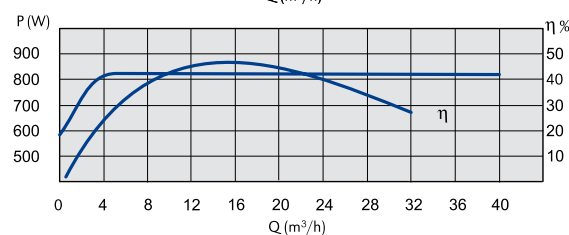
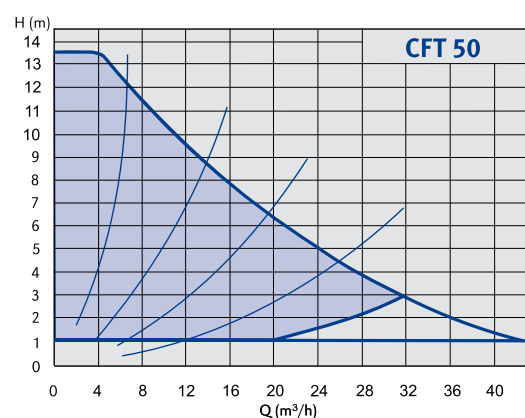
$\Delta p$ -Proportional pressure control

The pump proportionally adjust the pressure, according to system resistance. Guaranteeing minimal power and energy consumptions.

### PRODUCT DESCRIPTION

- Efficiency ECM technology
- Energy savings
- Easy handling and installation
- Robust and compact construction for long life
- Automatic venting
- Silent operation
- Twin pump option

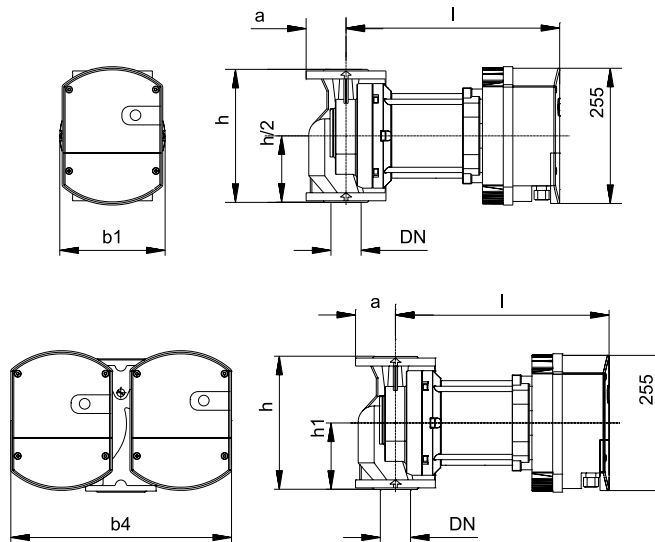
Pump component	Material
Housing	Cast iron
Impeller	Stainless steel
Shaft	Stainless steel
Bearings	Graphite
Separating bush	Stainless steel
Rotor can	Stainless steel



CFT	DN	Fitting length	N. Pressure	Weight
CFT 50	50	280 mm	PN 6/10 bar	31 kg
CFDT 50	50	280 mm	PN 6/10 bar	60 kg
CSFT 50	50	280 mm	PN 6/10 bar	33 kg

Dimensions	h	DN	b1	b4	l	a
CFT 50	280	50	189		355	70
CFDT 50	280	50		403	355	70
CSFT 50	280	50	189		355	70



## TECHNICAL DATA

Flow Q up to 39 m<sup>3</sup>/h  
 Pressure H up to 13 m  
 Power 26 - 800 Watt  
 Nominal pressure 6/10 bar

### Permissible mediums

- Water, mixed with glycol, parameters must be checked in the mixture of water with over 20% of glycol
- Pure non-explosive liquid media free from mineral oils and without solid particles

### Permissible temperature range

- Medium temperature from -10 °C to +110 °C with max. surroundings temperature up to +40 °C

### Minimum inlet pressure

0,5 bar < 50°C Temperature of medium  
 0,8 bar < 80°C Temperature of medium  
 1,4 bar < 110°C Temperature of medium

### Electrical connection

Voltage 1 ~ 230 V, 50/60 Hz

### Motor/Electronics

- Motor with permanent magnets
- The energy index EEI ≤ 0,26
- Built-in motor protection
- Methods of control:
  - Current control (limit current)
  - Power control (limit power)
  - Constant pressure control (Δp-c)
  - Proportional pressure control (Δp-v)
  - Option settings QH curve at fixed speeds
  - Constant speed
- Degree of protection: IP 44
- Insulation class H





## HIGH-EFFICIENCY REGULATED FLANGED PUMP CFT 65

**CFT**

### PERFORMANCE

High efficiency ECM motor series pumps with canned motor and permanent magnets. Variable and constant pressure control through Ethernet connection. For use in water system according to requirements of VDI 2035.

### APPLICATIONS

Heating system, air condition systems, closed loop cooling system and industrial circulatory systems. With bronze casting - CSFT, for use in drinking water circulation systems.

### OPERATION

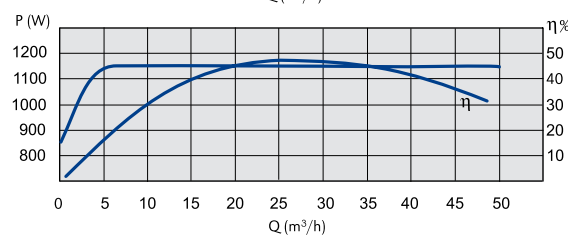
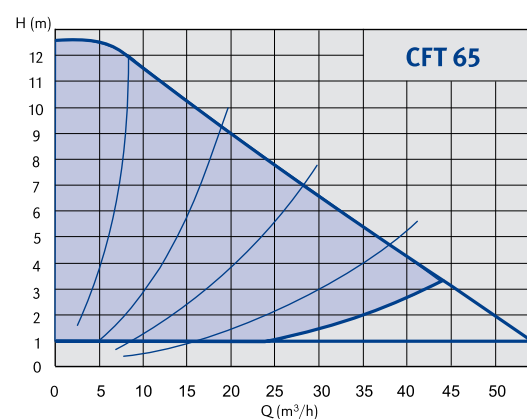
$\Delta p$ -Proportional pressure control

The pump proportionally adjust the pressure, according to system resistance. Guaranteeing minimal power and energy consumptions.

### PRODUCT DESCRIPTION

- Efficiency ECM technology
- Energy savings
- Easy handling and installation
- Robust and compact construction for long life
- Automatic venting
- Silent operation
- Twin pump option

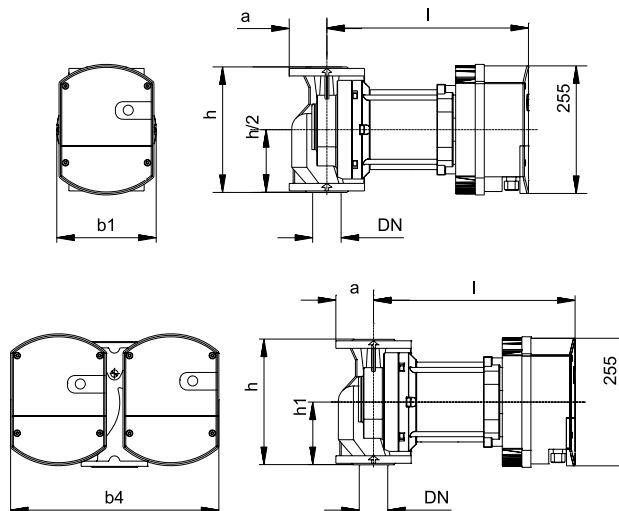
Pump component	Material
Housing	Cast iron
Impeller	Stainless steel
Shaft	Stainless steel
Bearings	Graphite
Separating bush	Stainless steel
Rotor can	Stainless steel



CFT	DN	Fitting length	N. Pressure	Weight
CFT 65	65	340 mm	PN 6/10 bar	36 kg
CFDT 65	65	340 mm	PN 6/10 bar	63 kg
CSFT 65	65	340 mm	PN 6/10 bar	38,5 kg

Dimensions	h	DN	b1	b4	l	a
CFT 65	340	65	189		369	80
CFDT 65	340	65		452	369	80
CSFT 65	340	65	189		369	80



## TECHNICAL DATA

Flow Q up to 65 m<sup>3</sup>/h  
 Pressure H up to 13 m  
 Power 38 - 1100 Watt  
 Nominal pressure 6/10 bar

### Permissible mediums

- Water, mixed with glycol, parameters must be checked in the mixture of water with over 20% of glycol
- Pure non-explosive liquid media free from mineral oils and without solid particles

### Permissible temperature range

- Medium temperature from -10 °C to +110 °C with max. surroundings temperature up to +40 °C

### Minimum inlet pressure

0,5 bar < 50°C Temperature of medium  
 0,8 bar < 80°C Temperature of medium  
 1,4 bar < 110°C Temperature of medium

### Electrical connection

Voltage 1 ~ 230 V, 50/60 Hz

### Motor/Electronics

- Motor with permanent magnets
- The energy index EEI ≤ 0,25
- Built-in motor protection
- Methods of control:
  - Current control (limit current)
  - Power control (limit power)
  - Constant pressure control (Δp-c)
  - Proportional pressure control (Δp-v)
  - Option settings QH curve at fixed speeds
  - Constant speed
- Degree of protection: IP 44
- Insulation class H



## HIGH-EFFICIENCY REGULATED FLANGED PUMP CFT 80

**CFT**

### PERFORMANCE

High efficiency ECM motor series pumps with canned motor and permanent magnets. Variable and constant pressure control through Ethernet connection. For use in water system according to requirements of VDI 2035.

### APPLICATIONS

Heating system, air condition systems, closed loop cooling system and industrial circulatory systems.

### OPERATION

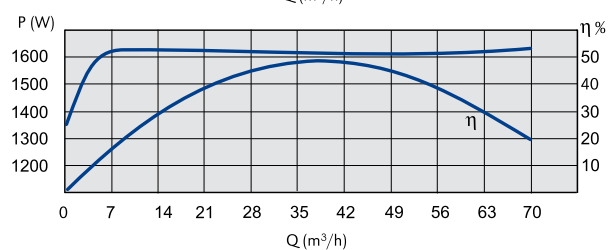
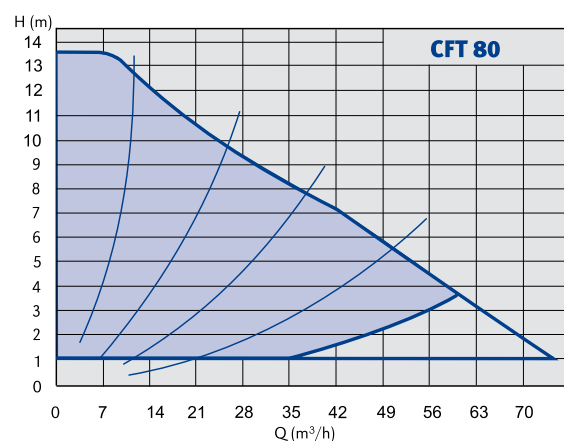
$\Delta p$ -Proportional pressure control

The pump proportionally adjust the pressure, according to system resistance. Guaranteeing minimal power and energy consumptions.

### PRODUCT DESCRIPTION

- Efficiency ECM technology
- Energy savings
- Easy handling and installation
- Robust and compact construction for long life
- Automatic venting
- Silent operation
- Twin pump option

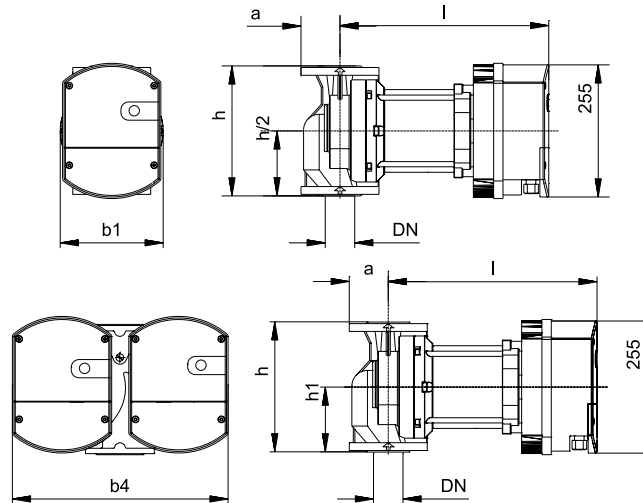
Pump component	Material
Housing	Cast iron
Impeller	Stainless steel
Shaft	Stainless steel
Bearings	Graphite
Separating bush	Stainless steel
Rotor can	Stainless steel



CFT	DN	Fitting length	N. Pressure	Weight
CFT 80	80	360 mm	PN 6 bar	44 kg
CFT 80	80	360 mm	PN 10 bar	44 kg
CFDT 80	80	360 mm	PN 6 bar	81 kg
CFDT 80	80	360 mm	PN 10 bar	81 kg

Dimensions	h	DN	b1	b4	l	a
CFT 80	360	80	189		403	100
CFDT 80	360	80		462	403	100



## TECHNICAL DATA

Flow Q up to 78 m<sup>3</sup>/h  
 Pressure H up to 13 m  
 Power 45 - 1600 Watt  
 Nominal pressure PN6 or PN10

### Permissible mediums

- Water, mixed with glycol, parameters must be checked in the mixture of water with over 20% of glycol
- Pure non-explosive liquid media free from mineral oils and without solid particles

### Permissible temperature range

- Medium temperature from -10 °C to +110 °C with max. surroundings temperature up to +40 °C

### Minimum inlet pressure

0,5 bar < 50°C Temperature of medium  
 0,8 bar < 80°C Temperature of medium  
 1,4 bar < 110°C Temperature of medium

### Electrical connection

Voltage 1 ~ 230 V, 50/60 Hz

### Motor/Electronics

- Motor with permanent magnets
- The energy index EEI ≤ 0,23
- Built-in motor protection
- Methods of control:
  - Current control (limit current)
  - Power control (limit power)
  - Constant pressure control (Δp-c)
  - Proportional pressure control (Δp-v)
  - Option settings QH curve at fixed speeds
  - Constant speed
- Degree of protection: IP 44
- Insulation class H



## HIGH-EFFICIENCY REGULATED FLANGED PUMP CFT 100

**CFT**

### PERFORMANCE

High efficiency ECM motor series pumps with canned motor and permanent magnets. Variable and constant pressure control through Ethernet connection. For use in water system according to requirements of VDI 2035.

### APPLICATIONS

Heating system, air condition systems, closed loop cooling system and industrial circulatory systems.

### OPERATION

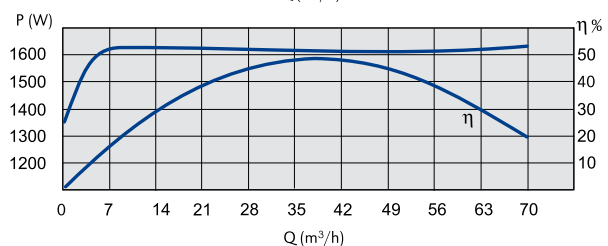
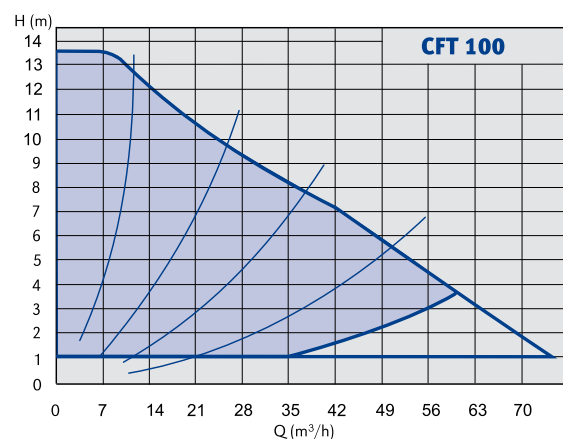
$\Delta p$ -Proportional pressure control

The pump proportionally adjust the pressure, according to system resistance. Guaranteeing minimal power and energy consumptions.

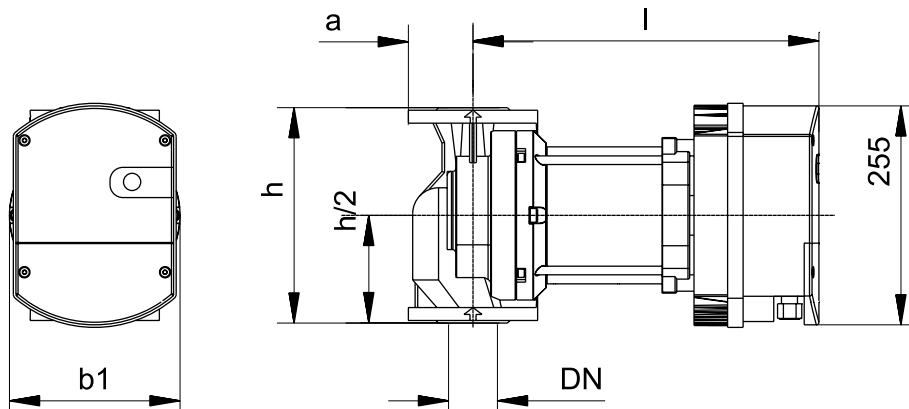
### PRODUCT DESCRIPTION

- Efficiency ECM technology
- Energy savings
- Easy handling and installation
- Robust and compact construction for long life
- Automatic venting
- Silent operation

Pump component	Material
Housing	Cast iron
Impeller	Stainless steel
Shaft	Stainless steel
Bearings	Graphite
Separating bush	Stainless steel
Rotor can	Stainless steel



CFT	DN	Fitting length	N. Pressure	Weight	
CFT 100	100	360 mm	PN 6 bar	47 kg	
CFT 100	100	360 mm	PN 10 bar	47 kg	
Dimensions	h	DN	b1	l	a
CFT 100	360	80	189	403	110



#### TECHNICAL DATA

Flow Q up to 78 m<sup>3</sup>/h  
 Pressure H up to 13 m  
 Power 45 - 1600 Watt  
 Nominal pressure PN6 or PN10

#### Permissible mediums

- Water, mixed with glycol, parameters must be checked in the mixture of water with over 20% of glycol
- Pure non-explosive liquid media free from mineral oils and without solid particles

#### Permissible temperature range

- Medium temperature from -10 °C to +110 °C with max. surroundings temperature up to +40 °C

#### Minimum inlet pressure

0,5 bar < 50°C Temperature of medium  
 0,8 bar < 80°C Temperature of medium  
 1,4 bar < 110°C Temperature of medium

#### Electrical connection

Voltage 1 ~ 230 V, 50/60 Hz

#### Motor/Electronics

- Motor with permanent magnets
- The energy index EEI ≤ 0,23
- Built-in motor protection
- Methods of control:
  - Current control (limit current)
  - Power control (limit power)
  - Constant pressure control (Δp-c)
  - Proportional pressure control (Δp-v)
  - Option settings QH curve at fixed speeds
  - Constant speed
- Degree of protection: IP 44
- Insulation class H



# HIGH-EFFICIENCY REGULATED FLANGED PUMP CFT LAN 40

**LAN**

## PERFORMANCE

High efficiency ECM motor series pumps with canned motor and permanent magnets. Variable and constant pressure control through Ethernet connection and display. For use in water system according to requirements of VDI 2035.

## APPLICATIONS

All heating systems, air condition systems, closed loop cooling systems and industrial circulatory systems. With bronze casting - CSFT, for use in drinking water circulation systems.

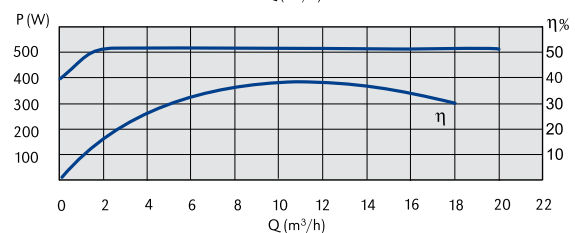
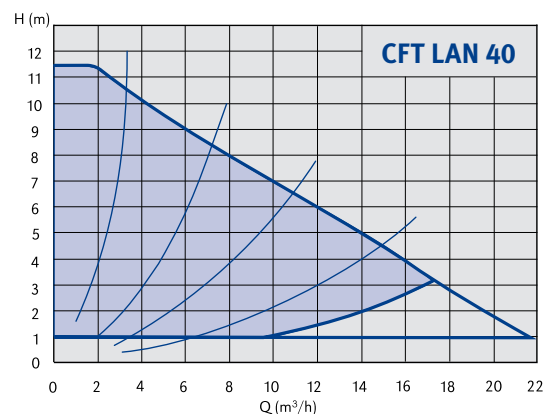
## OPERATION

- Auto mode (default)
- Proportional pressure control
- Constant pressure control
- Constant speed
- Night mode

## PRODUCT DESCRIPTION

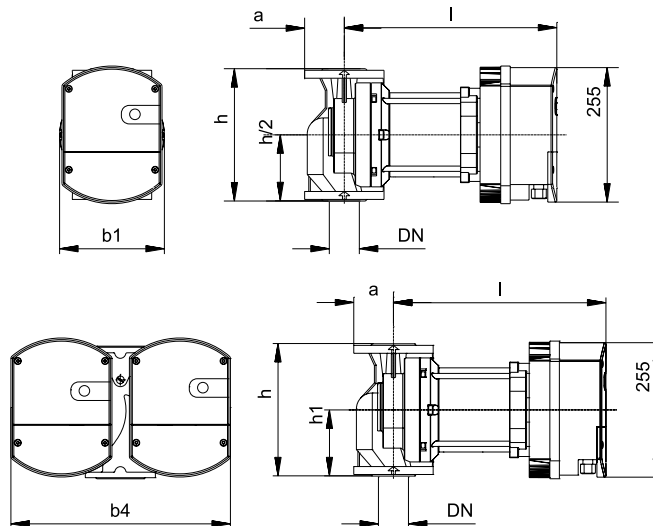
- High efficiency ECM technology
- LED Display for control
- Ethernet connection
- Modbus RTU connection
- Analog control input 0 - 10 V
- 3 digital inputs
- 1 relay output
- Twin pump option

Pump component	Material
Housing	Cast iron
Impeller	Stainless steel
Shaft	Stainless steel
Bearings	Graphite
Separating bush	Stainless steel
Rotor can	Stainless steel



CFT	DN	Fitting length	N. Pressure	Weight
CFT LAN 40	40	250 mm	PN 6/10 bar	24 kg
CFDT LAN 40	40	250 mm	PN 6/10 bar	47 kg
CSFT LAN 40	0 4	250 m m	PN 6/10 bar	26 kg

Dimensions	h	DN	b1	b4	l	a
CFT LAN 40	250	40	189		321	65
CFDT LAN 40	250	40		403	321	65
CSFT LAN 40	250	40	189		321	65



## TECHNICAL DATA

Flow Q up to 25 m<sup>3</sup>/h  
 Pressure H up to 13 m  
 Power 20 - 500 Watt  
 Nominal pressure 6/10 bar

### Permissible mediums

- Water, mixed with glycol, parameters must be checked in the mixture of water with over 20% of glycol
- Pure non-explosive liquid media free from mineral oils and without solid particles

### Permissible temperature range

- Medium temperature from -10 °C to +110 °C with max. surroundings temperature up to +40 °C

### Minimum inlet pressure

0,5 bar < 50°C Temperature of medium  
 0,8 bar < 80°C Temperature of medium  
 1,4 bar < 110°C Temperature of medium

### Electrical connection

Voltage 1 ~ 230 V, 50/60 Hz

### Motor/Electronics

- Motor with permanent magnets
- The energy index EEI ≤ 0,27
- Built-in motor protection
- Methods of control:
  - Current control (limit current)
  - Power control (limit power)
  - Constant pressure control (Δp-c)
  - Dp prop (Δp-v)
  - Option settings QH curve at fixed speeds
  - Constant speed
- Degree of protection: IP 44
- Insulation class H





# HIGH-EFFICIENCY REGULATED FLANGED PUMP CFT LAN 50

**LAN**

## PERFORMANCE

High efficiency ECM motor series pumps with canned motor and permanent magnets. Variable and constant pressure control through Ethernet connection and display. For use in water system according to requirements of VDI 2035.

## APPLICATIONS

All heating systems, air condition systems, closed loop cooling systems and industrial circulatory systems. With bronze casting - CSFT, for use in drinking water circulation systems.

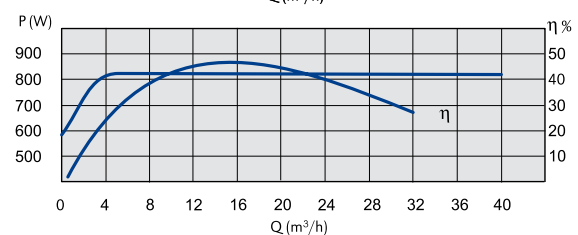
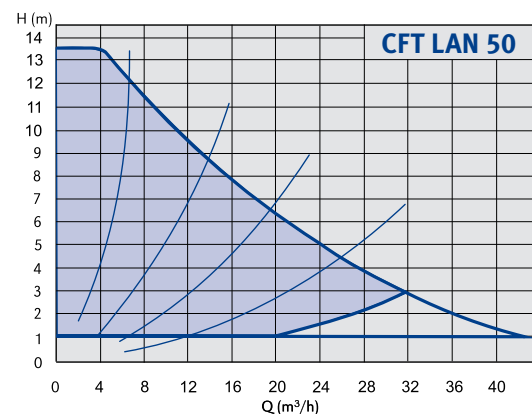
## OPERATION

- Auto mode (default)
- Proportional pressure control
- Constant pressure control
- Constant speed
- Night mode

## PRODUCT DESCRIPTION

- High efficiency ECM technology
- LED Display for control
- Ethernet connection
- Modbus RTU connection
- Analog control input 0 - 10 V
- 3 digital inputs
- 1 relay output
- Twin pump option

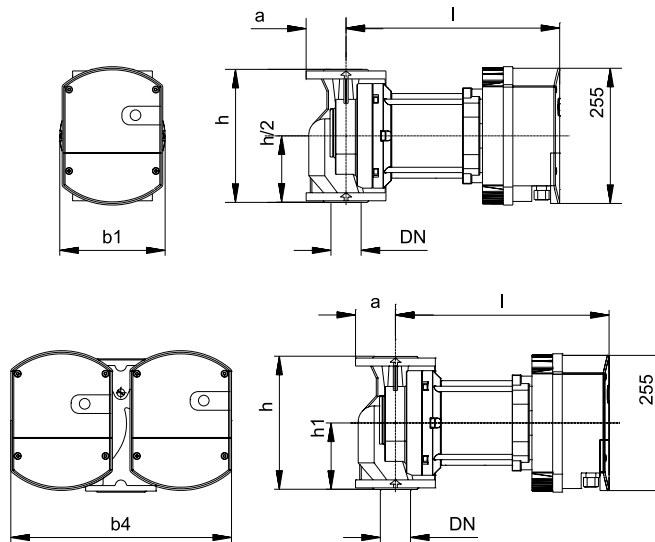
Pump component	Material
Housing	Cast iron
Impeller	Stainless steel
Shaft	Stainless steel
Bearings	Graphite
Separating bush	Stainless steel
Rotor can	Stainless steel



CFT	DN	Fitting length	N. Pressure	Weight
CFT LAN 50	50	280 mm	PN 6/10 bar	31 kg
CFDT LAN 50	50	280 mm	PN 6/10 bar	60 kg
CSFT LAN 50	0 5	280 mm	PN 6/10 bar	33 kg

Dimensions	h	DN	b1	b4	l	a
CFT LAN 50	280	50	189		355	70
CFDT LAN 50	280	50		403	355	70
CSFT LAN 50	280	50	189		355	70



## TECHNICAL DATA

Flow Q up to 39 m<sup>3</sup>/h  
 Pressure H up to 13 m  
 Power 26 - 800 Watt  
 Nominal pressure 6/10 bar

### Permissible mediums

- Water, mixed with glycol, parameters must be checked in the mixture of water with over 20% of glycol
- Pure non-explosive liquid media free from mineral oils and without solid particles

### Permissible temperature range

- Medium temperature from -10 °C to +110 °C with max. surroundings temperature up to +40 °C

### Minimum inlet pressure

0,5 bar < 50°C Temperature of medium  
 0,8 bar < 80°C Temperature of medium  
 1,4 bar < 110°C Temperature of medium

### Electrical connection

Voltage 1 ~ 230 V, 50/60 Hz

### Motor/Electronics

- Motor with permanent magnets
- The energy index EEI ≤ 0,26
- Built-in motor protection
- Methods of control:
  - Current control (limit current)
  - Power control (limit power)
  - Constant pressure control (Δp-c)
  - Dp prop (Δp-v)
  - Option settings QH curve at fixed speeds
  - Constant speed
- Degree of protection: IP 44
- Insulation class H



## HIGH-EFFICIENCY REGULATED FLANGED PUMP CFT LAN 65

**LAN**

### PERFORMANCE

High efficiency ECM motor series pumps with canned motor and permanent magnets. Variable and constant pressure control through Ethernet connection and display. For use in water system according to requirements of VDI 2035.

### APPLICATIONS

All heating systems, air condition systems, closed loop cooling systems and industrial circulatory systems. With bronze casting - CSFT, for use in drinking water circulation systems.

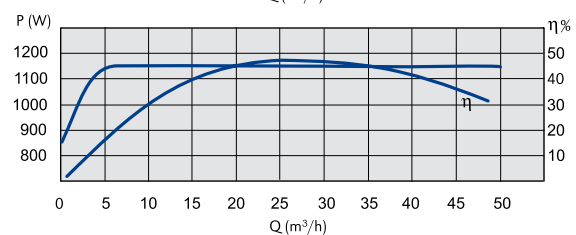
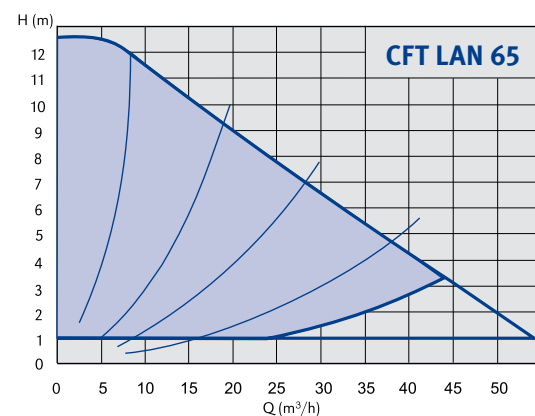
### OPERATION

- Auto mode (default)
- Proportional pressure control
- Constant pressure control
- Constant speed
- Night mode

### PRODUCT DESCRIPTION

- High efficiency ECM technology
- LED Display for control
- Ethernet connection
- Modbus RTU connection
- Analog control input 0 - 10 V
- 3 digital inputs
- 1 relay output
- Possibility of housing with cataphoresis
- Twin pump option

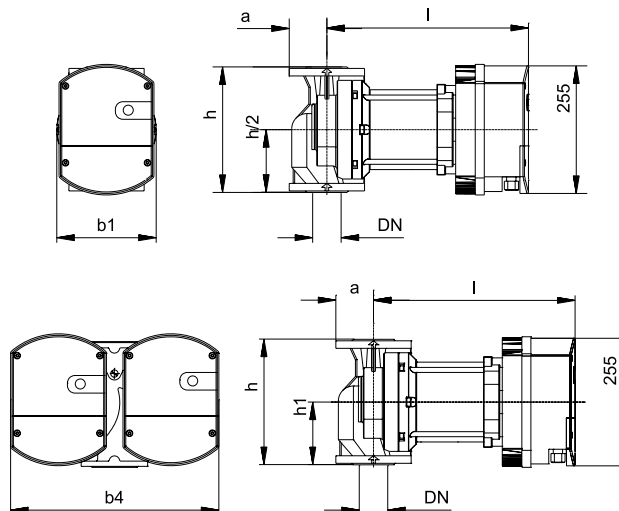
Pump component	Material
Housing	Cast iron
Impeller	Stainless steel
Shaft	Stainless steel
Bearings	Graphite
Separating bush	Stainless steel
Rotor can	Stainless steel



CFT	DN	Fitting length	N. Pressure	Weight
CFT LAN 65	65	340 mm	PN 6/10 bar	36 kg
CFDT LAN 65	65	340 mm	PN 6/10 bar	63 kg
CSFT LAN 65	65	340 mm	PN 6/10 bar	38,5 kg

Dimensions	h	DN	b1	b4	l	a
CFT LAN 65	340	65	189		369	80
CFDT LAN 65	340	65		452	369	80
CSFT LAN 65	340	65	189		369	80



## TECHNICAL DATA

Flow Q up to 65 m<sup>3</sup>/h  
 Pressure H up to 13 m  
 Power 38 - 1100 Watt  
 Nominal pressure 6/10 bar

### Permissible mediums

- Water, mixed with glycol, parameters must be checked in the mixture of water with over 20% of glycol
- Pure non-explosive liquid media free from mineral oils and without solid particles

### Permissible temperature range

- Medium temperature from -10 °C to +110 °C with max. surroundings temperature up to +40 °C

### Minimum inlet pressure

0,5 bar < 50°C Temperature of medium  
 0,8 bar < 80°C Temperature of medium  
 1,4 bar < 110°C Temperature of medium

### Electrical connection

Voltage 1 ~ 230 V, 50/60 Hz

### Motor/Electronics

- Motor with permanent magnets
- The energy index EEI ≤ 0,25
- Built-in motor protection
- Methods of control:
  - Current control (limit current)
  - Power control (limit power)
  - Constant pressure control (Δp-c)
  - Dp prop (Δp-v)
  - Option settings QH curve at fixed speeds
  - Constant speed
- Degree of protection: IP 44
- Insulation class H



# HIGH-EFFICIENCY REGULATED FLANGED PUMP CFT LAN 80

**LAN**

## PERFORMANCE

High efficiency ECM motor series pumps with canned motor and permanent magnets. Variable and constant constant pressure control through Ethernet connection and display. For use in water system according to requirements of VDI 2035.

## APPLICATIONS

All heating systems, air condition systems, closed loop cooling systems and industrial circulatory systems.

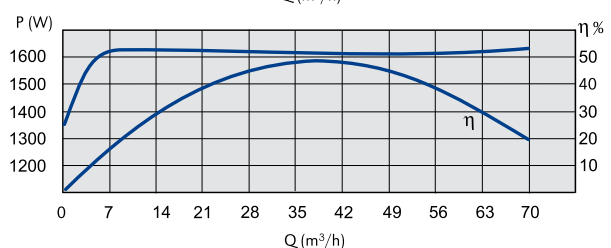
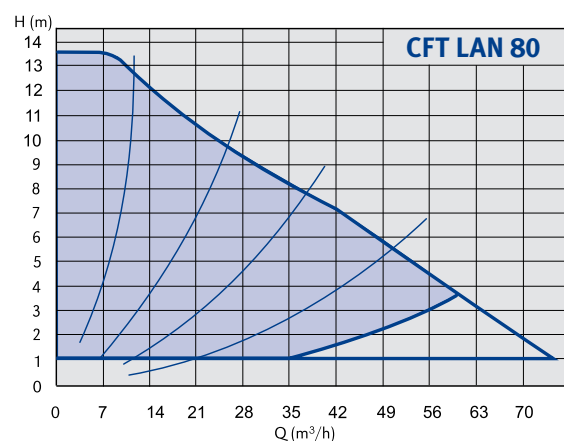
## OPERATION

- Auto mode (default)
- Proportional pressure control
- Constant pressure control
- Constant speed
- Night mode

## PRODUCT DESCRIPTION

- High efficiency ECM technology
- LED Display for control
- Ethernet connection
- Modbus RTU connection
- Analog control input 0 - 10 V
- 3 digital inputs
- 1 relay output
- Twin pump option

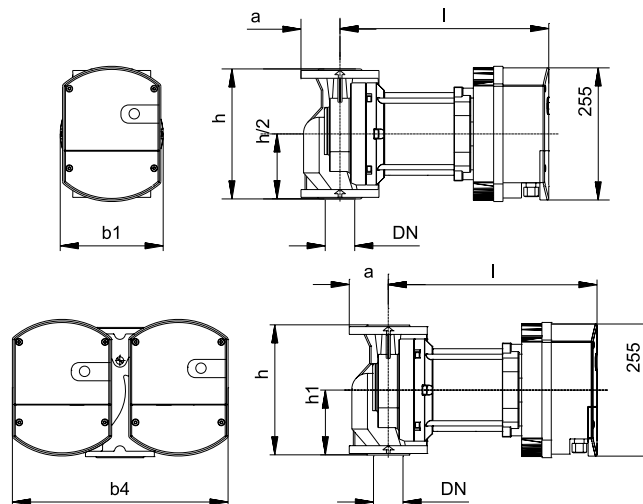
Pump component	Material
Housing	Cast iron
Impeller	Stainless steel
Shaft	Stainless steel
Bearings	Graphite
Separating bush	Stainless steel
Rotor can	Stainless steel



CFT	DN	Fitting length	N. Pressure	Weight
CFT LAN 80	80	360 mm	PN 6 bar	44 kg
CFT LAN 80	80	360 mm	PN 10 bar	44 kg
CFDT LAN 80	80	360 mm	PN 6 bar	81 kg
CFDT LAN 80	80	360 mm	PN 10 bar	81 kg

Dimensions	h	DN	b1	b	l	a
CFT LAN 80	360	80	189		403	100
CFDT LAN 80	360	80		462	403	100



## TECHNICAL DATA

Flow Q up to 78 m<sup>3</sup>/h  
 Pressure H up to 13 m  
 Power 45 - 1600 Watt  
 Nominal pressure PN6 or PN10

### Permissible mediums

- Water, mixed with glycol, parameters must be checked in the mixture of water with over 20% of glycol
- Pure non-explosive liquid media free from mineral oils and without solid particles

### Permissible temperature range

- Medium temperature from -10 °C to +110 °C with max. surroundings temperature up to +40 °C

### Minimum inlet pressure

0,5 bar < 50°C Temperature of medium  
 0,8 bar < 80°C Temperature of medium  
 1,4 bar < 110°C Temperature of medium

### Electrical connection

Voltage 1 ~ 230 V, 50/60 Hz

### Motor/Electronics

- Motor with permanent magnets
- The energy index EEI ≤ 0,23
- Built-in motor protection
- Methods of control:
  - Current control (limit current)
  - Power control (limit power)
  - Constant pressure control (Δp-c)
  - Dp prop (Δp-v)
  - Option settings QH curve at fixed speeds
  - Constant speed
- Degree of protection: IP 44
- Insulation class H



**EFAFLU** is a Portuguese company with more than 60 years of experience, entirely dedicated to development, manufacture, marketing, technical support as well as after-sales service of pumps, pumping systems and fans. Our products are distributed throughout Portugal and abroad by specialised and qualified partners.

We continuously develop our organisation and our products in order to provide advanced technology solutions and quality services that ensure we are the most reliable partner in the market. We are aware of the environmental problem. Accordingly, we are concerned about supplying equipment with the highest energy savings. Furthermore, we manufacture from recyclable materials.

We are committed to create value for society by betting on employees' personal valuation and fulfilment, raising the quality standards of the market and a sustained value relationship towards shareholders.

HEAD OFFICE/FACTORY:  
Póvoa de Varzim, Portugal  
Telef.: [+351] 252 298 700  
Fax: [+351] 252 615 480  
e-mail: geral@efafllu.pt  
vendasnorte@efafllu.pt

[www.efafllu.pt](http://www.efafllu.pt)

**EFAFLU** Bombas e Ventiladores, S.A.

