

▶ APLICAÇÕES

Sistemas de rega por aspersão
Abastecimento de água
Redução dos níveis freáticos
Sistemas de pressurização e limpeza

▶ MATERIAIS DE CONSTRUÇÃO

Corpo da bomba: Ferro fundido GG25
Impulsor e difusor: Ferro fundido GG25 e bronze
Veio: Aço inoxidável AISI 304

▶ LIMITES DE UTILIZAÇÃO

Caudal máximo: até 360 m³/h
Altura manométrica: até 485 m
Temperatura do líquido: até +40°C
Máxima concentração de sólidos: 100 g/m³

▶ CARACTERÍSTICAS DO MOTOR

Tensão: 3x400V
Potência: 4 até 150 kW
Classe de isolamento: F
Classe de Proteção: IP55

▶ APPLICATIONS

Sprinkler irrigation system
Water Supply
Lowering groundwater levels
Pressurization and cleaning systems

▶ CONSTRUCTION MATERIALS

Pump body: GG25 cast iron
Impeller and difuser: GG25 cast iron and bronze
Shaft: AISI 304 stainless steel

▶ WORKING LIMITS

Maximum flow rate: up to 360 m³/h
Manometric head: up to 485 m
Liquid temperature: up to +40°C
Maximum concentration of solids: 100 g/m³

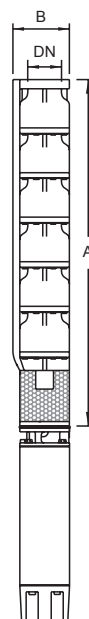
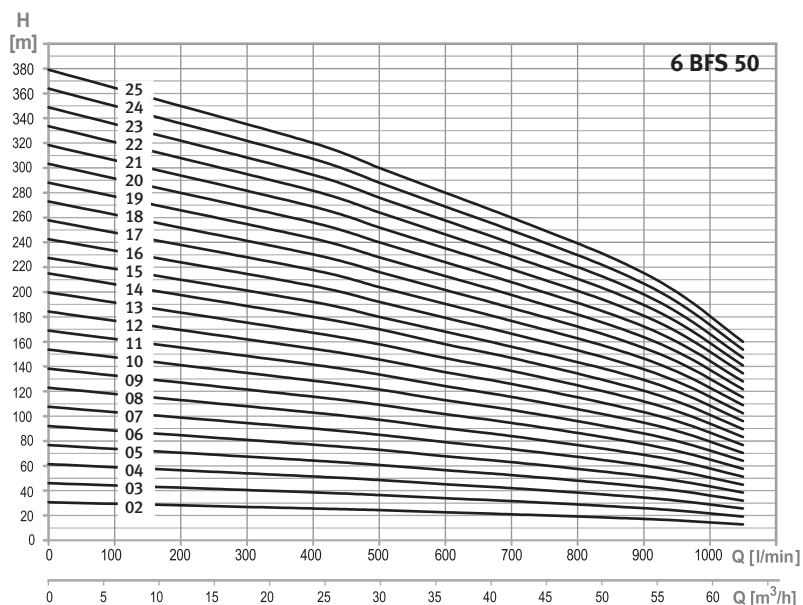
▶ MOTOR SPECIFICATIONS

Voltage: 3x400V
Power: 4 to 150 kW
Insulation class: F
Protection class: IP55



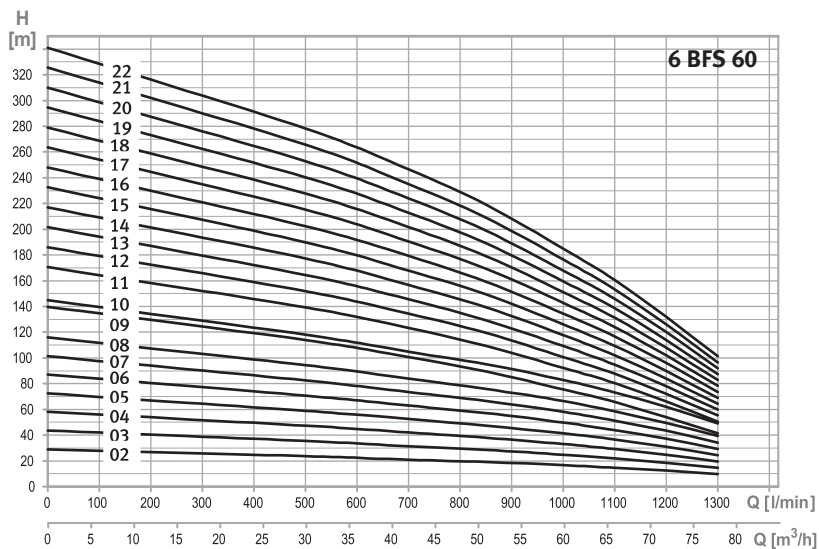
A **Série BFS** é constituída por bombas centrífugas, multi-celulares, submersíveis de 6", 7", 8" e 10", destinadas à captação de águas subterrâneas construídas em ferro fundido.

The BFS series consists of multistage, centrifugal, submersible pumps from 6", 7", 8" and 10", for deep well underground supply, constructed in cast iron.

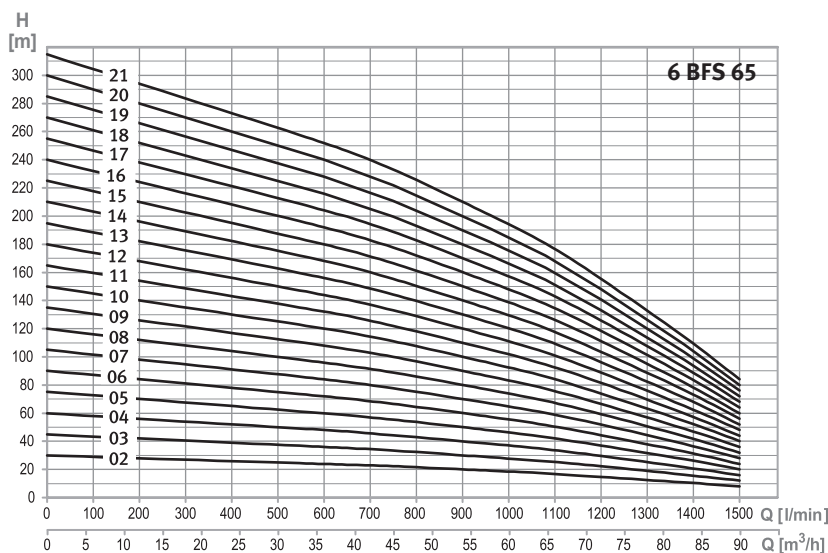


MODELO MODEL	POTÊNCIA POWER (kW)	DIMENSÕES E PESOS DIMENSIONS AND WEIGHT				
		MOTOR	A (mm)	B (mm)	DN Kg	
6 BFS 50-02	4	6"	607	153	G 3"	27
6 BFS 50-03	5,5	6"	724	153	G 3"	33
6 BFS 50-04	7,5	6"	841	153	G 3"	39
6 BFS 50-05	9,3	6"	958	153	G 3"	45
6 BFS 50-06	11	6"	1075	153	G 3"	51
6 BFS 50-07	13	6"	1192	153	G 3"	57
6 BFS 50-08	15	6"	1309	153	G 3"	63
6 BFS 50-09	18,5	6"	1426	153	G 3"	69
6 BFS 50-10	18,5	6"	1543	153	G 3"	75
6 BFS 50-11	22	6"	1660	153	G 3"	81
6 BFS 50-12	26	6"	1777	153	G 3"	87
6 BFS 50-13	26	6"	1894	153	G 3"	93

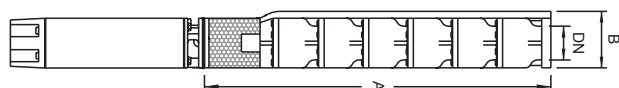
MODELO MODEL	POTÊNCIA POWER (kW)	DIMENSÕES E PESOS DIMENSIONS AND WEIGHT				
		MOTOR	A (mm)	B (mm)	DN Kg	
6 BFS 50-14	30	6"	2011	153	G 3"	99
6 BFS 50-15	30	6"	2128	153	G 3"	105
6 BFS 50-16	30	6"	2245	153	G 3"	111
6 BFS 50-17	37	6"	2362	153	G 3"	117
6 BFS 50-18	37	6"	2479	153	G 3"	122
6 BFS 50-19	37	6"	2596	153	G 3"	128
6 BFS 50-20	37	6"	2713	153	G 3"	134
6 BFS 50-21	37	6"	2830	153	G 3"	140
6 BFS 50-22	45	6"	2947	153	G 3"	146
6 BFS 50-23	45	6"	3064	153	G 3"	152
6 BFS 50-24	45	6"	3181	153	G 3"	158
6 BFS 50-25	45	6"	3298	153	G 3"	164



MODELO MODEL	POTÊNCIA POWER (kW)	DIMENSÕES E PESOS DIMENSIONS AND WEIGHT				
		MOTOR	A (mm)	B (mm)	DN Kg	
6 BFS 60-02R	4	6"	607	153	G 3"	27
6 BFS 60-03R	5,5	6"	724	153	G 3"	33
6 BFS 60-04R	7,5	6"	841	153	G 3"	39
6 BFS 60-05R	9,3	6"	958	153	G 3"	45
6 BFS 60-06R	11	6"	1075	153	G 3"	51
6 BFS 60-07R	13	6"	1192	153	G 3"	57
6 BFS 60-08R	15	6"	1309	153	G 3"	63
6 BFS 60-09	18,5	6"	1426	153	G 3"	69
6 BFS 60-10R	18,5	6"	1543	153	G 3"	75
6 BFS 60-11	22	6"	1660	153	G 3"	81
6 BFS 60-12	26	6"	1777	153	G 3"	87
6 BFS 60-13	26	6"	1894	153	G 3"	93
6 BFS 60-14	30	6"	2011	153	G 3"	99
6 BFS 60-15	30	6"	2128	153	G 3"	105
6 BFS 60-16	37	6"	2245	153	G 3"	111
6 BFS 60-17	37	6"	2362	153	G 3"	117
6 BFS 60-18	37	6"	2479	153	G 3"	122
6 BFS 60-19	37	6"	2596	153	G 3"	128
6 BFS 60-20	45	6"	2713	153	G 3"	134
6 BFS 60-21	45	6"	2830	153	G 3"	140
6 BFS 60-22	45	6"	2947	153	G 3"	146

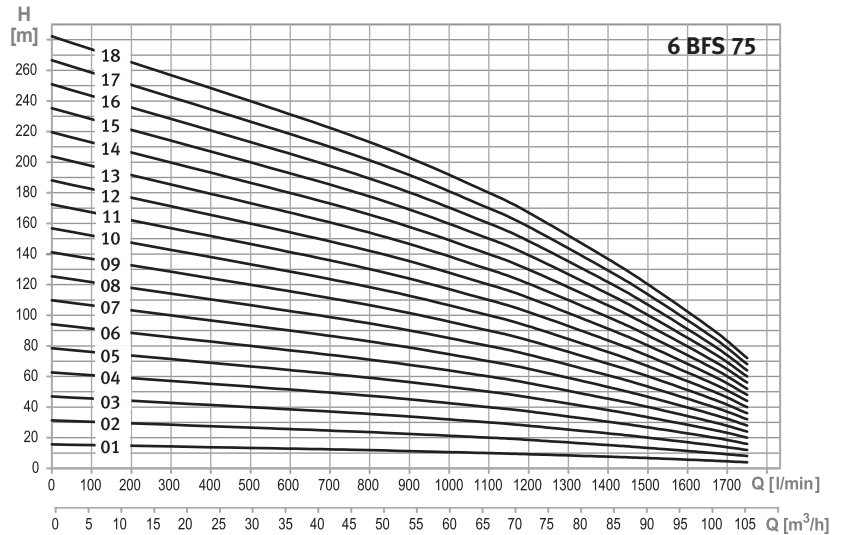


MODELO MODEL	POTÊNCIA POWER (kW)	DIMENSÕES E PESOS DIMENSIONS AND WEIGHT				
		MOTOR	A (mm)	B (mm)	DN Kg	
6 BFS 65-02	5,5	6"	607	153	G 4"	27
6 BFS 65-03	7,5	6"	724	153	G 4"	33
6 BFS 65-04	9,3	6"	841	153	G 4"	39
6 BFS 65-05	11	6"	958	153	G 4"	45
6 BFS 65-06	13	6"	1075	153	G 4"	51
6 BFS 65-07	15	6"	1192	153	G 4"	57
6 BFS 65-08	18,5	6"	1309	153	G 4"	63
6 BFS 65-09	22	6"	1426	153	G 4"	69
6 BFS 65-10	26	6"	1543	153	G 4"	75
6 BFS 65-11	26	6"	1660	153	G 4"	81
6 BFS 65-12	30	6"	1777	153	G 4"	87
6 BFS 65-13	30	6"	1894	153	G 4"	93
6 BFS 65-14	37	6"	2011	153	G 4"	99
6 BFS 65-15	37	6"	2128	153	G 4"	105
6 BFS 65-16	37	6"	2245	153	G 4"	111
6 BFS 65-17	37	6"	2362	153	G 4"	117
6 BFS 65-18	45	6"	2479	153	G 4"	122
6 BFS 65-19	45	6"	2596	153	G 4"	128
6 BFS 65-20	45	6"	2713	153	G 4"	134
6 BFS 65-21	45	6"	2830	153	G 4"	140

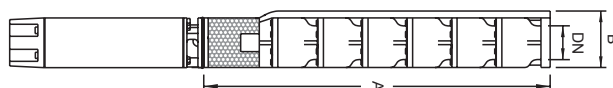
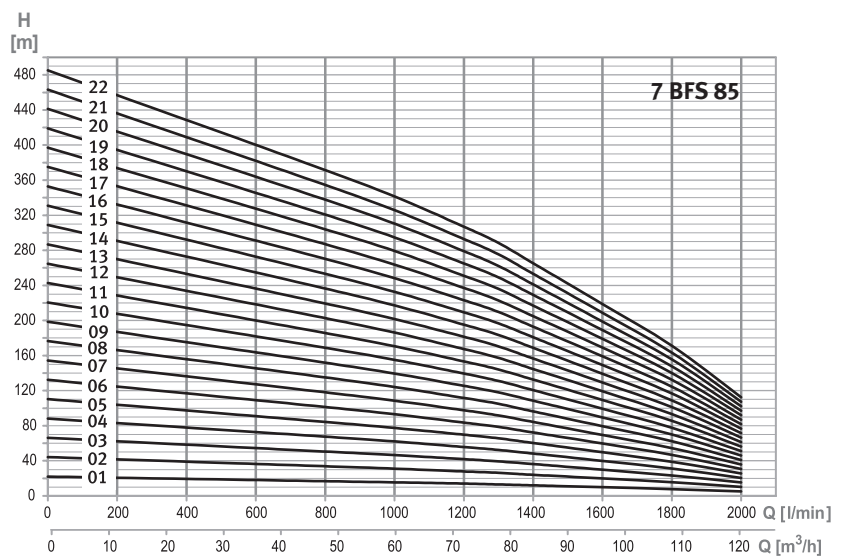


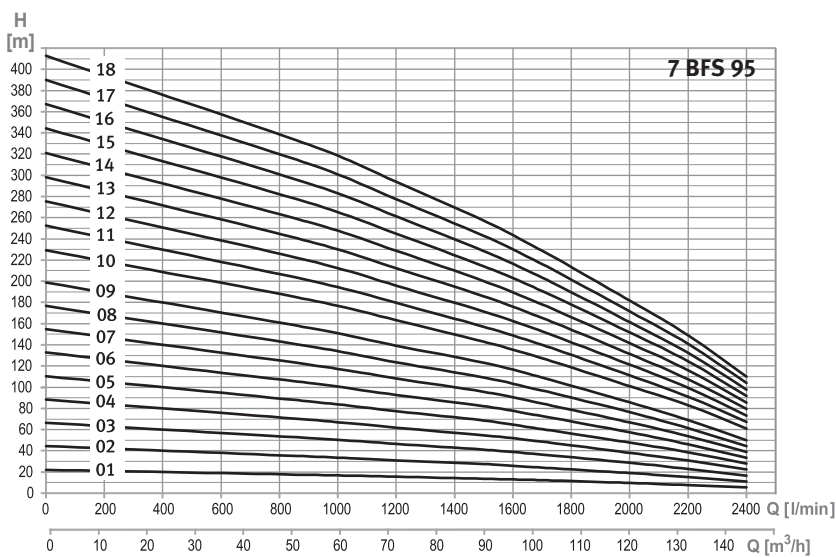
BFS Bombas submersíveis | Submersible pumps

MODELO MODEL	POTÊNCIA POWER (kW)	DIMENSÕES E PESOS DIMENSIONS AND WEIGHT				
		MOTOR	A (mm)	B (mm)	DN	Kg
6 BFS 75-01	4	6"	490	153	G 4"	21
6 BFS 75-02	7,5	6"	607	153	G 4"	27
6 BFS 75-03	9,3	6"	724	153	G 4"	33
6 BFS 75-04	11	6"	841	153	G 4"	39
6 BFS 75-05	13	6"	958	153	G 4"	45
6 BFS 75-06	15	6"	1075	153	G 4"	51
6 BFS 75-07	18,5	6"	1192	153	G 4"	57
6 BFS 75-08	22	6"	1309	153	G 4"	63
6 BFS 75-09	22	6"	1426	153	G 4"	69
6 BFS 75-10	26	6"	1543	153	G 4"	75
6 BFS 75-11	30	6"	1660	153	G 4"	81
6 BFS 75-12	30	6"	1777	153	G 4"	87
6 BFS 75-13	37	6"	1894	153	G 4"	93
6 BFS 75-14	37	6"	2011	153	G 4"	99
6 BFS 75-15	37	6"	2128	153	G 4"	105
6 BFS 75-16	45	6"	2245	153	G 4"	111
6 BFS 75-17	45	6"	2362	153	G 4"	117
6 BFS 75-18	45	6"	2479	153	G 4"	122

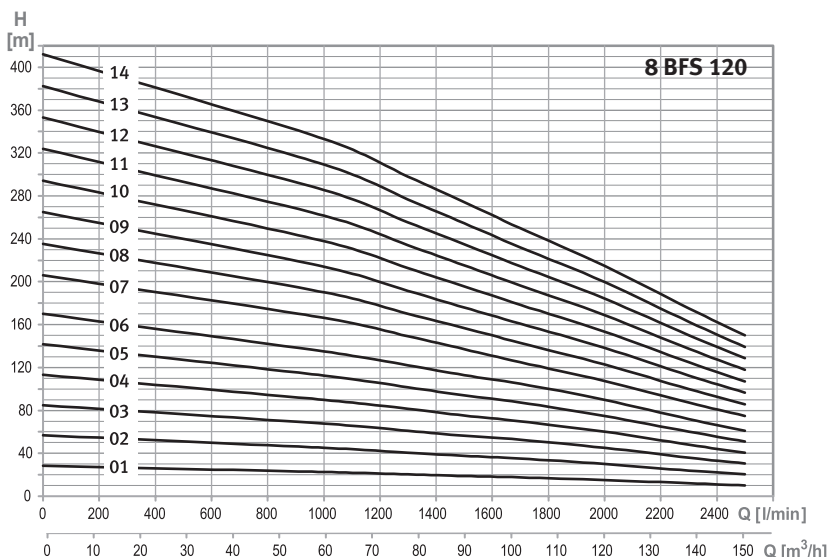


MODELO MODEL	POTÊNCIA POWER (kW)	DIMENSÕES E PESOS DIMENSIONS AND WEIGHT				
		MOTOR	A (mm)	B (mm)	DN	Kg
7 BFS 85-01	5,5	6"	543	180	G 4"	32
7 BFS 85-02	9,3	6"	678	180	G 4"	41
7 BFS 85-03	13	6"	813	180	G 4"	51
7 BFS 85-04	18,5	6"	948	180	G 4"	60
7 BFS 85-05	22	6"	1083	180	G 4"	70
7 BFS 85-06	26	6" / 8"	1218	180	G 4"	79
7 BFS 85-07	30	6" / 8"	1353	180	G 4"	89
7 BFS 85-08	37	6" / 8"	1488	180	G 4"	98
7 BFS 85-09	37	6" / 8"	1623	180	G 4"	108
7 BFS 85-10	45	8"	1758	180	G 4"	117
7 BFS 85-11	45	8"	1893	180	G 4"	127
7 BFS 85-12	55	8"	2028	180	G 4"	136
7 BFS 85-13	55	8"	2163	180	G 4"	146
7 BFS 85-14	60	8"	2298	180	G 4"	155
7 BFS 85-15	60	8"	2433	180	G 4"	165
7 BFS 85-16	66	8"	2568	180	G 4"	174
7 BFS 85-17	66	8"	2703	180	G 4"	184
7 BFS 85-18	75	8"	2838	180	G 4"	193
7 BFS 85-19	75	8"	2973	180	G 4"	203
7 BFS 85-20	93	8"	3108	180	G 4"	212
7 BFS 85-21	93	8"	3243	180	G 4"	222
7 BFS 85-22	93	8"	3378	180	G 4"	231

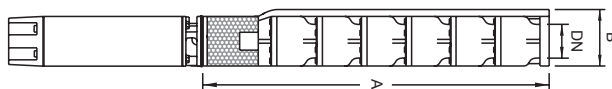




MODELO MODEL	POTÊNCIA POWER (kW)	DIMENSÕES E PESOS DIMENSIONS AND WEIGHT				
		MOTOR	A (mm)	B (mm)	DN Kg	
7 BFS 95-01	5,5	6"	543	180	G 4"	32
7 BFS 95-02	11	6"	678	180	G 4"	41
7 BFS 95-03	15	6"	813	180	G 4"	51
7 BFS 95-04	22	6"	948	180	G 4"	60
7 BFS 95-05	26	6"	1083	180	G 4"	70
7 BFS 95-06	30	6" / 8"	1218	180	G 4"	79
7 BFS 95-07	37	6" / 8"	1353	180	G 4"	89
7 BFS 95-08	45	6" / 8"	1488	180	G 4"	98
7 BFS 95-09	45	6" / 8"	1623	180	G 4"	108
7 BFS 95-10	52	8"	1758	180	G 4"	117
7 BFS 95-11	55	8"	1893	180	G 4"	127
7 BFS 95-12	60	8"	2028	180	G 4"	136
7 BFS 95-13	66	8"	2163	180	G 4"	146
7 BFS 95-14	75	8"	2298	180	G 4"	155
7 BFS 95-15	75	8"	2433	180	G 4"	165
7 BFS 95-16	93	8"	2568	180	G 4"	174
7 BFS 95-17	93	8"	2703	180	G 4"	184
7 BFS 95-18	93	8"	2838	180	G 4"	193

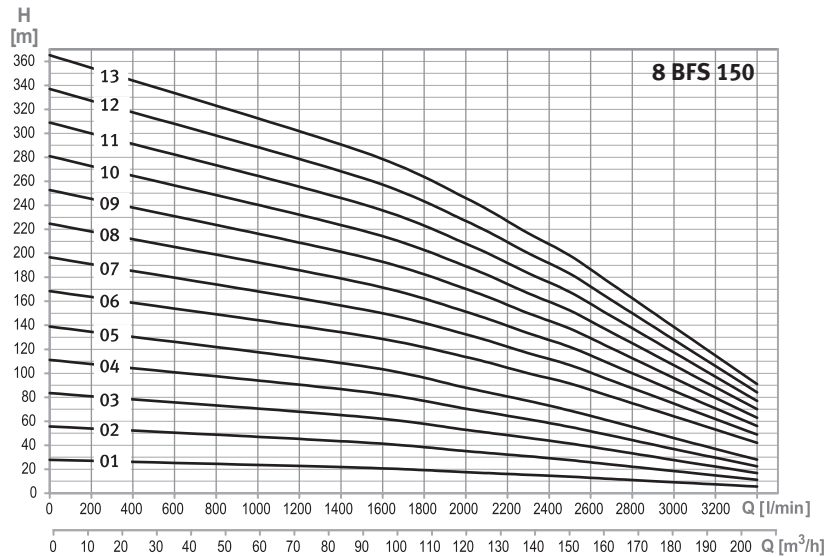


MODELO MODEL	POTÊNCIA POWER (kW)	DIMENSÕES E PESOS DIMENSIONS AND WEIGHT				
		MOTOR	A (mm)	B (mm)	DN Kg	
8 BFS 120-01	7,5	6"	560	200	G 5"	37
8 BFS 120-02	15	6"	705	200	G 5"	49
8 BFS 120-03	22	6"	850	200	G 5"	61
8 BFS 120-04	30	6" / 8"	995	200	G 5"	74
8 BFS 120-05	37	6" / 8"	1140	200	G 5"	86
8 BFS 120-06	45	6" / 8"	1285	200	G 5"	98
8 BFS 120-07	55	8"	1430	200	G 5"	110
8 BFS 120-08	60	8"	1575	200	G 5"	122
8 BFS 120-09	66	8"	1720	200	G 5"	135
8 BFS 120-10	75	8"	1865	200	G 5"	147
8 BFS 120-11	75	8"	2010	200	G 5"	159
8 BFS 120-12	93	8"	2155	200	G 5"	171
8 BFS 120-13	93	8"	2300	200	G 5"	184
8 BFS 120-14	93	8"	2445	200	G 5"	196

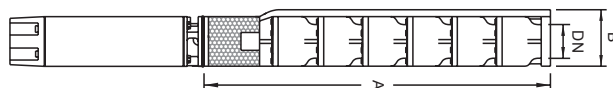
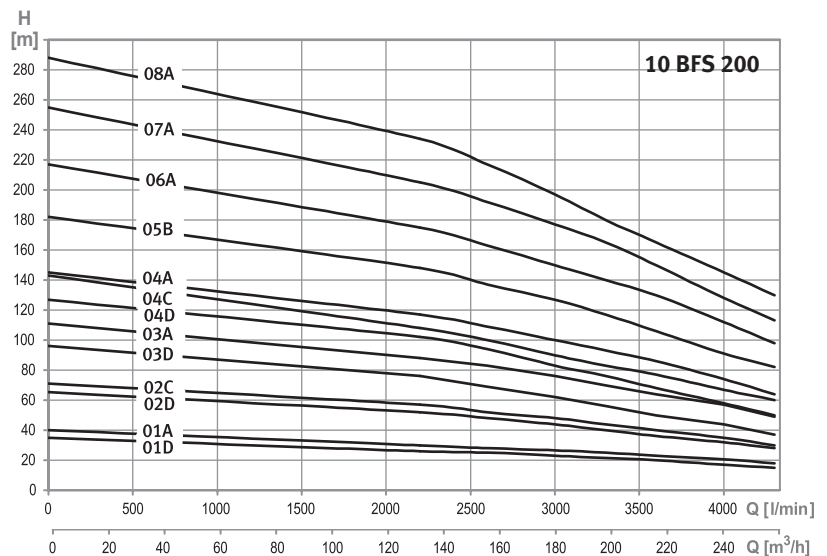


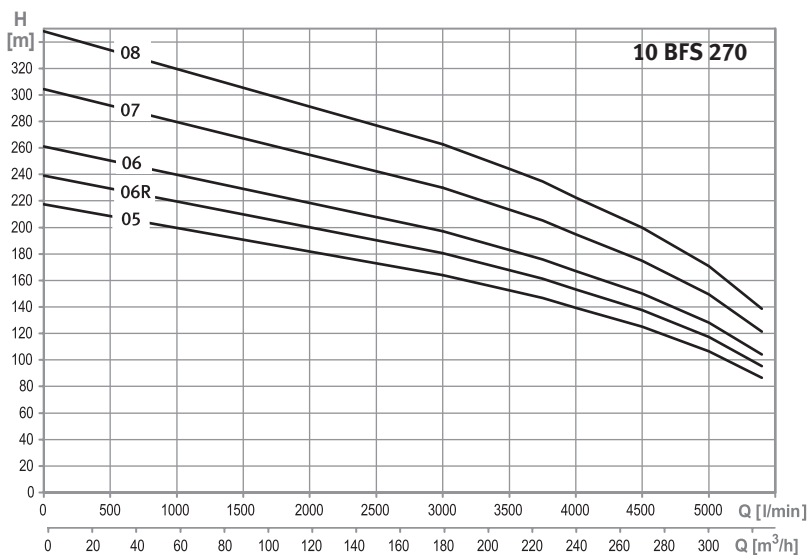
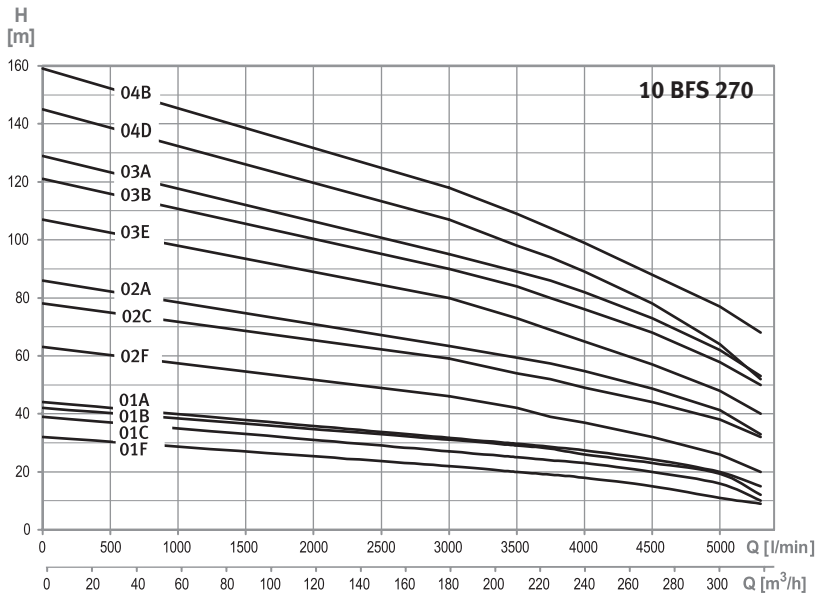
BFS Bombas submersíveis | Submersible pumps

MODELO MODEL	POTÊNCIA POWER (kW)	DIMENSÕES E PESOS DIMENSIONS AND WEIGHT				
		MOTOR	A (mm)	B (mm)	DN	Kg
8 BFS 150-01	9.3	6"	560	200	G 5"	37
8 BFS 150-02	18.5	6"	705	200	G 5"	49
8 BFS 150-03	26	6"	850	200	G 5"	61
8 BFS 150-04	37	6" / 8"	995	200	G 5"	74
8 BFS 150-05	45	6" / 8"	1140	200	G 5"	86
8 BFS 150-06	55	8"	1285	200	G 5"	98
8 BFS 150-07	60	8"	1430	200	G 5"	110
8 BFS 150-08	66	8"	1575	200	G 5"	122
8 BFS 150-09	75	8"	1720	200	G 5"	135
8 BFS 150-10	93	8"	1865	200	G 5"	147
8 BFS 150-11	93	8"	2010	200	G 5"	159
8 BFS 150-12	110	8"	2155	200	G 5"	171
8 BFS 150-13	110	8"	2300	200	G 5"	184

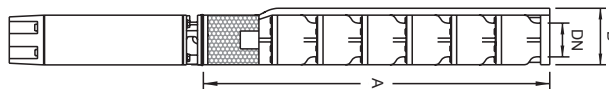


MODELO MODEL	POTÊNCIA POWER (kW)	DIMENSÕES E PESOS DIMENSIONS AND WEIGHT				
		MOTOR	A (mm)	B (mm)	DN	Kg
10 BFS 200-01 D	15	6"	770	250	G 6"	70
10 BFS 200-01 A	18.5	6"	770	250	G 6"	70
10 BFS 200-02 D	30	6" / 8"	950	250	G 6"	92
10 BFS 200-02 C	37	6" / 8"	950	250	G 6"	92
10 BFS 200-03 D	45	6" / 8"	1130	250	G 6"	114
10 BFS 200-03 A	55	8"	1130	250	G 6"	114
10 BFS 200-04 D	60	8"	1310	250	G 6"	136
10 BFS 200-04 C	67	8"	1310	250	G 6"	136
10 BFS 200-04 A	75	8"	1310	250	G 6"	136
10 BFS 200-05 B	93	8" / 10"	1490	250	G 6"	158
10 BFS 200-06 A	110	8" / 10"	1670	250	G 6"	180
10 BFS 200-07 A	130	8" / 10"	1850	250	G 6"	202
10 BFS 200-08 A	150	8" / 10"	2030	250	G 6"	224





MODELO MODEL	POTÊNCIA POWER (kW)	DIM. E PESOS DIMENSIONS AND WEIGHT				
		MOTOR	A (mm)	B (mm)	DN	Kg
10 BFS 270-01F	18,5	6"	770	250	G 6"	70
10 BFS 270-01C	22	6"	770	250	G 6"	70
10 BFS 270-01B	26	6"	770	250	G 6"	70
10 BFS 270-01A	30	6"/8"	770	250	G 6"	70
10 BFS 270-02F	37	6"/8"	950	250	G 6"	92
10 BFS 270-02C	45	6"/8"	950	250	G 6"	92
10 BFS 270-02A	55	8"	950	250	G 6"	92
10 BFS 270-03E	60	8"	1130	250	G 6"	114
10 BFS 270-03B	66	8"	1130	250	G 6"	114
10 BFS 270-03A	75	8"	1130	250	G 6"	114
10 BFS 270-04D	81	8"	1310	250	G 6"	136
10 BFS 270-04B	93	8"/10"	1310	250	G 6"	136
10 BFS 270-05	110	8"/10"	1490	250	G 6"	158
10 BFS 270-06R	130	8"/10"	1670	250	G 6"	180
10 BFS 270-06	150	8"/10"	1670	250	G 6"	180
10 BFS 270-07	166	10"	1850	250	G 6"	202
10 BFS 270-08	185	10"	2030	250	G 6"	224



BFS Bombas submersíveis | Submersible pumps

MODELO MODEL	POTÊNCIA POWER (kW)	DIM. E PESOS DIMENSIONS AND WEIGHT				
		MOTOR	A (mm)	B (mm)	DN	Kg
10 BFS 300-01E	22	6"	770	250	G 6"	71
10 BFS 300-01C	26,5	6"	770	250	G 6"	71
10 BFS 300-01A	30	6" / 8"	770	250	G 6"	71
10 BFS 300-02D	45	6" / 8"	950	250	G 6"	94
10 BFS 300-02C	50	8"	950	250	G 6"	94
10 BFS 300-02A	55	8"	950	250	G 6"	94
10 BFS 300-03E	60	8"	1130	250	G 6"	117
10 BFS 300-03D	66	8"	1130	250	G 6"	117
10 BFS 300-03B	75	8"	1130	250	G 6"	117
10 BFS 300-03A	81	8" / 10"	1130	250	G 6"	117
10 BFS 300-04C	93	8" / 10"	1275	250	G 6"	129
10 BFS 300-04A	110	8" / 10"	1275	250	G 6"	129
10 BFS 300-05B	130	8" / 10"	1420	250	G 6"	141
10 BFS 300-05A	130	8" / 10"	1420	250	G 6"	141
10 BFS 300-06B	150	8" / 10"	1565	250	G 6"	153

